

REPORT ON 2010 / 2011 DIAMOND DRILLING
on the
BOBJO & NORTHGATE PROPERTIES

RED LAKE MINING DISTRICT, ONTARIO

NTS 52N/02

UTM Zone 15

526,500 mE / 5,661,000 mN

Prepared for

Mainstream Minerals Corporation

Winnipeg, Manitoba

December 18, 2011

Prepared by:
Rory Ritchie, GIT (Authorized Agent)
603-1060 Alberni Street
Vancouver, BC
V6E 4K2
(604) 836-1825

Table of Contents

1.0	Summary	1
2.0	Introduction	2
3.0	Property Description and Location	3
4.0	Access, Local Resources, Climate and Physiography	4
5.0	Tenure History	4
6.0	Current Status of Tenures	5
7.0	Previous Work History	8
8.0	2010/2011 DIAMOND DRILLING	9
9.0	Geology	11
10.0	Mineralization	11
11.0	Conclusions and Recommendations	12
12.0	References	12
13.0	Certificate of Qualified Person	13

List of Figures:

Figure 1: Location Map.....	3
Figure 2: Claim Map.....	6

List of Tables:

Table 1: Bobjo Tenures.....	7
Table 2: Northgate/Hazard Lake Tenures.....	8
Table 3: 2010/2011 Diamond Drilling Information.....	10
Table 4: Summary of Analytical Samples.....	10

List of Appendices:

Appendix A: Drill Logs	
Appendix B: Drill Plan Maps	
Appendix C: Drill Sections	
Appendix D: Assay Certificates	
Appendix E: Summary of Expenditures	
Appendix F: Proof of Beneficial Interest (Option Agreement with Perry English - Northgate Deposit)	
Appendix G: Summary of Tenure Status	
Appendix H: Parcel Abstracts	

1.0 SUMMARY

The subject of this report is the Bobjo Mine Property and the contiguous Northgate property and the work performed on these properties during 2010 and 2011. The purpose of the report is to address all outstanding extensions and work reports, current and pending, in addition to providing a detailed summary of all work and related expenditures.

The Bobjo Mine Property is a group of contiguous claims located approximately 100 kilometers east of the Town of Red Lake, Ontario. The Bobjo Property is located immediately to the west of and is contiguous with the Northgate Property..

The 2010/2011 drill program on the Bobjo and Northgate Properties was a 2-phase drill program with Phase 1 drilling taking place from November to December of 2010. A total of 5 holes were drilled, totaling 1677 meters, on the Bobjo Property (claims KRL 6631 & KRL 6632). Phase 2 drilling took place from February to March of 2011. A total of 3 holes were drilled, totaling 1548 meters on the Northgate Property (claim 4241772). In total, 3227 meters of NQ core was drilled and analyzed using helicopter support at a cost of \$494,786 or \$153/meter, all inclusive.

It is the intention of this report to provide clarification with regards to the entitled "Report on the 2010 Drilling Program on the Bobjo Property, Red Lake Mining District, Ontario", which is currently the subject of a 45-Day notice.

2.0 INTRODUCTION

The Bobjo Mine Property is a group of contiguous claims located approximately 100 kilometers east of the Town of Red Lake, Ontario. The Bobjo Property is located immediately to the west of, and is contiguous with the Northgate property.

At the time of writing this report, there are numerous outstanding issues relating to extensions granted and pending work reports. Claims 4222931 to 4222939 are currently the subject of an existing extension granted on October 17, 2011 with the deadline for filing assessment work adjusted to December 19, 2011. An extension has also been granted for claims 4217350 to 4217356, dated October 26, 2011 with a deadline of December 29, 2011 for filing the assessment work report. In addition, Mainstream Minerals is also the subject of a 45-Day Notice, dated November 23, 2011 (W1120.02027) regarding first claim number 4213369, for submission of the work report entitled "Report on the 2010 Drilling Program on the Bobjo Property, Red Lake Mining District, Ontario". The 45-Day Notice addresses excessive, vague and inconclusive claims for expenditures related to this drilling program. Clarification and supporting documentation have been requested in order to address the notice. In addition the 45-Day Notice also addresses issues relating to technical support data contained in plan maps and drill sections.

It is the intention of the author to use this report, "REPORT ON 2010 / 2011 DIAMOND DRILLING on the BOBJO & NORTHGATE PROPERTIES." to address the 45-Day Notice (claims 4213369-4213370, 4226022-4226025) and apply assessment credits from work outlined in this report to extensions granted on claims 422931-422939, 4217350-4217356 on the Bobjo property, and claims 4241771-4241772 and 4224149 for the Northgate property. Additionally, claims 4213356-4213358 on the Bobjo Property are the subject of a current extension application and claims 4213359-4213360 have a due date of January 5, 2012 for filing assessment work.

The 2010/2011 drill program on the Bobjo and Northgate Properties was a 2-phase drill program with Phase 1 drilling taking place from November to December of 2010. A total of 5 holes were drilled, totaling 1679 meters, on the Bobjo Property (claims KRL 6631 & KRL 6632). Phase 2 drilling took place from February to March of 2011. A total of 3 holes were drilled, totaling 1548 meters on the Northgate Property (claim 4241772). In total, 3227 meters of NQ core was drilled using helicopter support at a cost of \$494,786 or \$153/meter, all inclusive. All core logging and sampling was under the direct supervision of the author of this report.

3.0 PROPERTY DESCRIPTION AND LOCATION

The Bobjo and Northgate Properties are located along the southeast limb of the Red Lake-Uchi Lake Greenstone Belt in the Red Lake Mining District of Northern Ontario. The properties are located approximately 98 kilometers east of the Town of Red Lake and approximately 80 kilometers east-northeast of the Town of Ear Falls. The properties fall within both the Earngey and Agnew townships and are located on NTS map sheet 052N/02. The properties are centered at approximately 526,500 mE / 5,661,000 mN in UTM Zone 15.

The Bobjo property is comprised of 9 patented claims and 31 unpatented mining claims (315 claim units) with a total area of 5172.8 hectares. The Northgate claims are immediately to the east of and contiguous with the Bobjo claims and are comprised of 3 unpatented claims (24 claim units) with a total area of 384 hectares.



Figure 1. Location Map of Bobjo and Northgate Properties.
(www.chukuni.com/article/map-of-northwestern-ontario-207)

4.0 ACCESS, LOCAL RESOURCES, CLIMATE AND PHYSIOGRAPHY

The Bobjo property is locally accessible by gravel road, approximately 75 kilometers northeast from the Town of Ear Falls via the South Bay Mine road. The property can be accessed by air and is approximately 100 kilometers from the Town of Red Lake. An east-west gravel road cuts the property roughly in half; access beyond this road and to the Northgate Property is on foot or boat. Local trails and gravel timber roads exist on the property during the summer months. During winter months South Bay Mine road is ploughed due to forestry activities in the area.

The closest town for supplies, accommodation and fuel is Ear Falls, approximately 70 kilometers to the southwest. Red Lake has similar amenities and is approximately 100 kilometers to the west.

The area is subjected to typical Northern Ontario conditions, consisting of warm to hot summers and cold arctic winters. The precipitation rate in the area averages between 250 to 750 mm per year. During some summer months the area can be dry and the potential for forest fires is significant.

Topography and vegetation on the property is generally low, rolling ridges (outcrop) with elevation gain generally less than 20 meters ranging from 400m-420m. Outcrop is sparse on the property and is typically covered with vegetation consisting of black spruce, jack pine, birch and poplar. Numerous lakes and bogs cover significant portions of the property, most notably to the north.

5.0 TENURE HISTORY

In July of 2006, Mainstream Minerals and Perry English entered into an Option Agreement whereby Mainstream Minerals had the right to earn 100% interest in nine (9) Patented Claim units in the Earney and Agnew townships (KRL 17329, KRL 4544, KRL 6630, KRL 6631, KRL 6632, KRL 6633, KRL 6638, KRL 6889 and KRL 6890). These patented claims cover the historic Bobjo Mine where 261.7 ounces of gold and 29 ounces of silver were reportedly produced, and form the core of Mainstreams current land position in the immediate area. Currently, all cash payments and common share issuances have been made to Perry English as per the July 2006 Option Agreement, with the last payment made in July of 2010.

From September 2006 to January 2007 seven (7) additional mining claims were recorded (4213356, 4213357, 4213358, 4213359, 4213360, 4213369 and 4213370). These claims recorded by James Bruce Buckner in the name of Perry English and on April 16, 2008, Perry English transferred the claims (100%) to Mainstream Minerals. These additional claims are contiguous to and surround the patented claims that cover the historic Bobjo Mine.

In October of 2007 Luc Gagnon staked an additional thirteen (13) claims in the immediate vicinity of the Bobjo property. Four (4) of the claims (4226022 – 4226025) were recorded in the name of King's Bay Gold Corporation and nine (9) of the claims (4222931 – 4222939) were recorded in the name of

Mainstream Minerals Corp. In October of 2010 the four (4) claims recorded in the name of King's Bay Gold Corp. were transferred 100% to Mainstream Minerals.

In October of 2009, Richard Daigle recorded six (6) claims (4217350 – 4217356) in the area in and to the north of the historic Bobjo Mine. In September of 2011 these claims were transferred 100% to Mainstream Minerals.

In October of 2009, Mainstream Minerals entered into an Option Agreement with Perry English, on behalf of Rubicon Minerals Corporation, to acquire a 100% interest in the claims commonly referred to as the Northgate claims. These claims lie immediately to the east and are contiguous with Mainstream's Bobjo property.

In November of 2010, an additional five (5) claims (4259602 – 4259606) were staked and recorded by Robert Heilman, 100% in the name of Mainstream Minerals.

In October of 2006, Mainstream entered into an Option Agreement with Perry English to earn a 100% interest in the Northgate claims (4241771, 4241772, 4224149), these claims are contiguous with the Bobjo claims. For the purposes of this report, that Option Agreement has been included in the Appendix as proof of "Beneficial Interest".

6.0 CURRENT STATUS OF TENURES

At the time of writing this report, there are numerous outstanding issues relating to extensions granted and pending work reports. Claims 4222931 to 4222939 are currently the subject of an existing extension granted on October 17, 2011 with the deadline for filing assessment work adjusted to December 19, 2011. An extension has also been granted for claims 4217350 to 4217356, dated October 26, 2011 with a deadline of December 29, 2011 for filing the assessment work report. In addition, Mainstream Minerals has several claims that are the subject of a 45-Day Notice, dated November 23, 2011 (W1120.02027) regarding first claim number 4213369, for submission of the work report entitled "Report on the 2010 Drilling Program on the Bobjo Property, Red Lake Mining District, Ontario". The 45-Day Notice addresses excessive, vague and inconclusive claims for expenditures related to this drilling program. Clarification and supporting documentation have been requested in order to address the notice. The 45-Day Notice also addresses issues relating to technical support data contained in plan maps and drill sections. The aforementioned claims, along with others are having exploration expenditures applied and/or assigned, and are shown to be contiguous in *figure 2*, below.

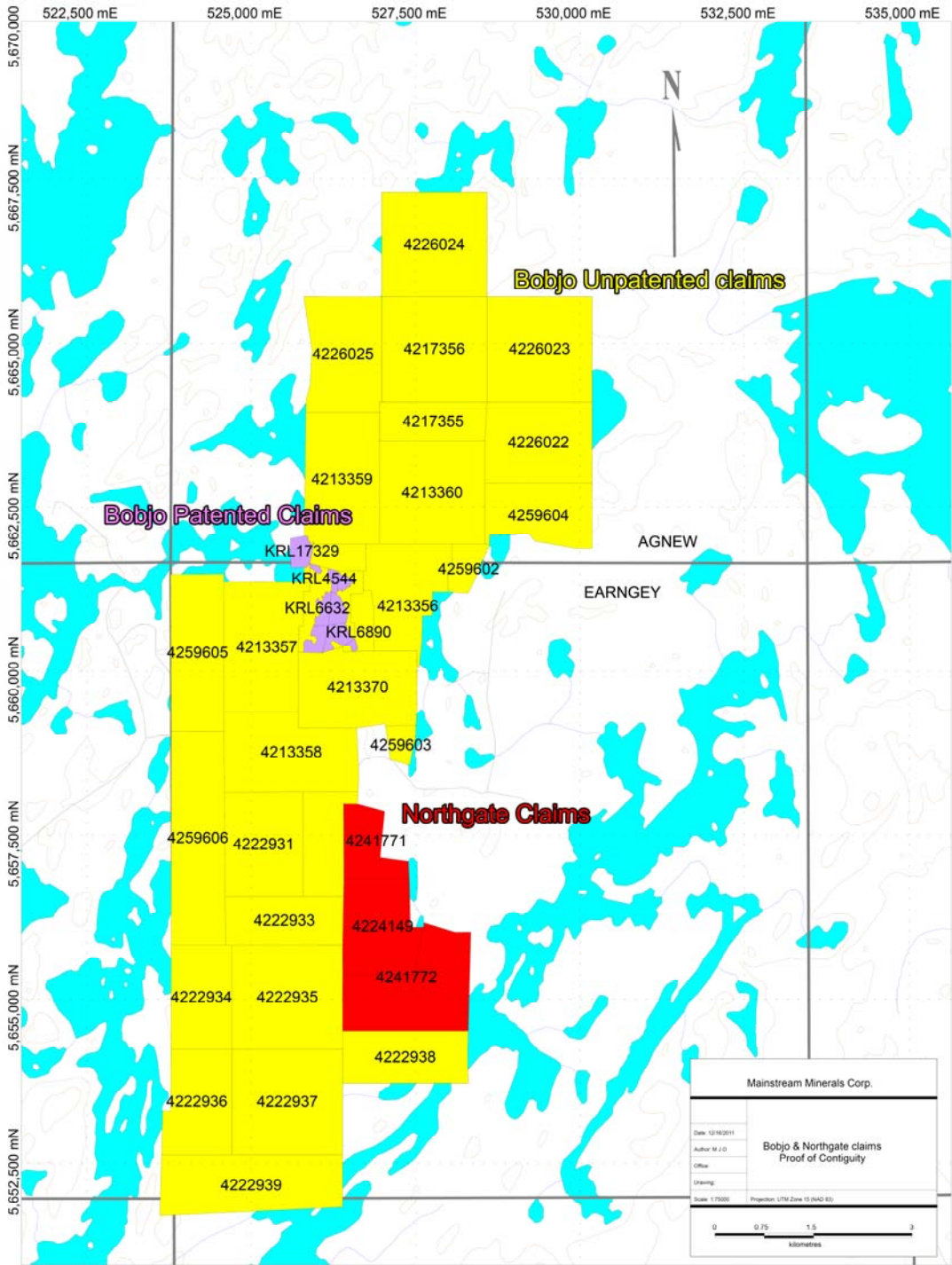


Figure 2. Claim Map showing Bobjo and Northgate contiguous claims.

Table 1. Summary of Tenure Details for Bobjo Mine Property

Claim #	Township	Claim Type	Recording Date	Due Date	Work Required	Status
4213356	Agnew	Unpatented	14-Dec-06	14-Dec-11	\$4400	Extension Pending
4213357	Earngey	Unpatented	14-Dec-06	14-Dec-11	\$6000	Extension Pending
4213358	Earngey	Unpatented	14-Dec-06	14-Dec-11	\$5200	Extension Pending
4213359	Agnew	Unpatented	05-Jan-07	05-Jan-12	\$6000	ACTIVE
4213360	Agnew	Unpatented	05-Jan-07	05-Jan-12	\$6400	ACTIVE
4213369	Agnew	Unpatented	18-Sep-06	18-Sep-11	\$800	Work Report Pending
4213370	Earngey	Unpatented	18-Sep-06	18-Sep-11	\$5200	Work Report Pending
4222931	Earngey	Unpatented	18-Oct-07	19-Dec-11	\$4800	Extension Granted
4222932	Earngey	Unpatented	18-Oct-07	19-Dec-11	\$3200	Extension Granted
4222933	Earngey	Unpatented	18-Oct-07	19-Dec-11	\$3200	Extension Granted
4222934	Earngey	Unpatented	18-Oct-07	19-Dec-11	\$4000	Extension Granted
4222935	Earngey	Unpatented	18-Oct-07	19-Dec-11	\$6400	Extension Granted
4222936	Earngey	Unpatented	18-Oct-07	19-Dec-11	\$4800	Extension Granted
4222937	Earngey	Unpatented	18-Oct-07	19-Dec-11	\$6400	Extension Granted
4222938	Earngey	Unpatented	18-Oct-07	19-Dec-11	\$4000	Extension Granted
4222939	Earngey	Unpatented	18-Oct-07	19-Dec-11	\$5600	Extension Granted
4226022	Agnew	Unpatented	18-Oct-07	18-Oct-11	\$4800	Work Report Pending
4226023	Agnew	Unpatented	18-Oct-07	18-Oct-11	\$6400	Work Report Pending
4226024	Agnew	Unpatented	18-Oct-07	18-Oct-11	\$6400	Work Report Pending
4226025	Agnew	Unpatented	18-Oct-07	18-Oct-11	\$4800	Work Report Pending
KRL 17329	Agnew / Earngey	Patented	n/a	n/a	n/a	n/a
KRL 4544	Earngey	Patented	n/a	n/a	n/a	n/a
KRL 6630	Earngey	Patented	n/a	n/a	n/a	n/a
KRL 6631	Earngey	Patented	n/a	n/a	n/a	n/a
KRL 6632	Earngey	Patented	n/a	n/a	n/a	n/a
KRL 6633	Earngey	Patented	n/a	n/a	n/a	n/a
KRL 6638	Earngey	Patented	n/a	n/a	n/a	n/a
KRL 6889	Earngey	Patented	n/a	n/a	n/a	n/a
KRL 6890	Earngey	Patented	n/a	n/a	n/a	n/a
4217350	Earngey	Unpatented	29-Oct-09	29-Dec-11	\$400	Extension Granted
4217352	Earngey	Unpatented	29-Oct-09	29-Dec-11	\$800	Extension Granted
4217353	Earngey	Unpatented	29-Oct-09	29-Dec-11	\$400	Extension Granted
4217354	Earngey	Unpatented	29-Oct-09	29-Dec-11	\$800	Extension Granted
4217355	Agnew	Unpatented	29-Oct-09	29-Dec-11	\$2400	Extension Granted
4217356	Agnew	Unpatented	29-Oct-09	29-Dec-11	\$6400	Extension Granted
4259602	Agnew	Unpatented	12-Nov-10	12-Nov-12	\$800	ACTIVE
4259603	Earngey	Unpatented	12-Nov-10	12-Nov-12	\$800	ACTIVE
4259604	Agnew	Unpatented	12-Nov-10	12-Nov-12	\$3200	ACTIVE
4259605	Earngey	Unpatented	12-Nov-10	12-Nov-12	\$4800	ACTIVE
4259606	Earngey	Unpatented	12-Nov-10	12-Nov-12	\$6400	ACTIVE

Table 2. Summary of Tenure Details for Northgate Property

Claim #	Township	Claim Type	Recording Date	Due Date	Work Required	Status
4241771	Earngey	Unpatented	27-Oct-09	29-Dec-11	\$2000	Extension Granted
4241772	Earngey	Unpatented	27-Oct-09	29-Dec-11	\$5200	Extension Granted
4241773	Earngey	Unpatented	27-Oct-09	29-Dec-11	\$2400	Extension Granted

7.0 PREVIOUS WORK HISTORY

1925 – 1929

In 1925, the gold property was discovered by a local prospector. Fifteen mining claims were staked over the area, then known as the ‘Laidley Claims’. It was optioned to Coniasgas Mines Ltd. who carried out an unknown amount of surface work including sampling, stripping and trenching.

From 1928-1929, Bobjo Mines Ltd. was formed in order to develop the property. They carried out both surface and underground work, which included sinking a shaft to a depth of 82 meters. During this time, 261.7 ounces of gold and 29 ounces of silver were reportedly produced from an unknown tonnage.

1938 – 1939

In 1938-1939, further surface pitting, trenching and stripping was carried out by the Bobjo Mines Group. Under the supervision of T.C. Fawcett, over 2000 meters of diamond drilling was completed, however, no work was recorded and the project was shut down due to the war effort.

2007 – 2008

In 2007, the Bobjo Mine Property, optioned by Mainstream Minerals Corp. and owned jointly with King’s Bay Gold Corp. Ltd. commenced a diamond drill program from May 18, 2007 to November 20, 2007. During this period, a total of 27 holes were drilled (BJ07-01 to BJ07-27) totaling 5,663 meters. The purpose of this program was to test a number of geological and geophysical anomalies on the property. This drilling program was successful in intersecting numerous gold mineralized zones within quartz-carbonate veins cross-cutting the local geological units.

Prior to this drilling program, a line cutting program was conducted over 105 line-kilometers in addition to VLF-electromagnetic and Ground Magnetic geophysical survey programs.

In 2008, five (5) additional holes were drilled (BJ08-28 to BJ08-32) to complete this program.

8.0 2010/2011 DIAMOND DRILLING

In 2010 and 2011, Premier Gold Mines Ltd., under an option agreement with Mainstream Minerals, conducted an airborne Mag / EM survey and diamond drilling program. The airborne survey served as an aid in identifying and prioritizing targets for the upcoming drill program. The airborne geophysical survey was undertaken by Fugro Airborne Surveys Corporation during the period of November 2, 2010 to November 9, 2010. During this period Fugro flew a total of 2882 line-km total coverage.

The airborne survey covered the majority of the Bobjo / Northgate land position in addition to a significant area surrounding these claims. The total area covered by the geophysical survey was 13,340 hectares and the total area encompassing the Bobjo / Northgate claims is 5556.8 hectares, therefore the percentage of the work corresponding to Mainstream's Bobjo / Northgate claims is approximately 41.65%. This work has been previously filed for assessment credits and will not be used in this report for the purpose of assessment credits.

Following the airborne survey, eight (8) diamond drill holes were completed on Mainstream's Bobjo and Northgate properties, totaling 3227 meters of NQ core drilling. Five (5) holes were drilled on the patented Bobjo claims; RG1001 was collared on claim KRL 6631 and holes RG1002, RG1003, RG1004 and RG1004A were collared on claim KRL 6632. This drilling was conducted from November 16, 2010 to December 12, 2010, and represented Phase 1 of a two-phase drill program. The remaining three (3) diamond drill holes were drilled on the contiguous claims referred to as the Northgate claims. All three (3) of these holes RG1108, RG1109 and RG1110 were collared on claim number 4241772 and this drilling, referred to as Phase 2, was completed from February 13, 2011 to March 24, 2011. Both Phase 1 and Phase 2 drill programs were conducted using helicopter support, due to environmental concerns pertaining to road/trail access. All core logging and sampling was under the direct supervision of the author.

Hole RG1004 was abandoned at 143.3m and re-collared as RG1004A which was then drilled to a depth of 351m. Hole RG1110 was drilled to a depth of 627m, however the invoice reflects a charge for drilling 426m. This adjustment may have been a result of negotiations between Chibougamau Drilling and Mainstream/Premier due to severe flattening of the hole at depth and as a result of the hole trending well off of the intended target. As a result one number (427m) was used for accounting purposes the other in calculating total meters drilled.

The total cost of the 2010 and 2011 diamond drilling on the Bobjo and Northgate claims was \$467,714.58 for 3227 meters of NQ core. The cost per meter calculated is \$145/m. Invoices from the drilling company were reviewed and neither HST nor administrative fees were included in these calculations.

Plan maps showing drill hole locations, and cross sections can be found in Appendix B and C, respectively.

A detailed breakdown of related drilling costs and analytical expenditures can be found in Appendix E.

Table 3. 2010/2011 Diamond Drilling Information

Hole ID	Collar Information (NAD 83, UTM Zone 15)				Total Depth (m)	Claim No. Drilled
	EASTING	NORTHING	AZIMUTH	DIP		
RG1001	526300	5661125	190	-62	420	KRL 6631
RG1002	526150	5660925	110	-71	414	KRL 6632
RG1003	526190	5661105	069	-48	351	KRL 6632
RG1004	526190	5661105	355	-50	143.3	KRL 6632
RG1004A	526185	5661105	000	-47	351	KRL 6632
RG1108	526566	5655267	120	-45	501	4241772
RG1109	526545	5654893	165	-47	420	4241772
RG1110	527354	5654768	145	-35	627	4241772

A total of 1504 samples were collected and submitted to Accurassay Laboratory in Thunder Bay, Ontario for gold analysis by fire assay. The quality assurance/quality control protocols (QA/QC) were implemented by Premier Gold Mines to ensure that the sampling carried out was in accordance with “Best Practices” guidelines. This included insertion of blanks and standards into the sample sequence. Also note the total number of samples submitted (1504) includes all blanks and standards. All core has been stored at Esker Logging in Red Lake, Ontario.

The total analytical cost for gold analysis by fire assay for 1504 samples submitted based on a price of \$18/sample is \$27,072. Analytical certificates related to sample numbers in Table 4 can be found in the appendix.

Table 4. Summary of sample numbers from 2010/2011 drill program submitted for analysis.

Hole ID	Sample No. Start	Sample No. End	Total Samples
RG1001	861001	861143	143
RG1002	861144	861264	121
RG1003	861489	861728	240
RG1004	861265	861326	62
RG1004A	861327	861488	162
RG1108	18641	18920	280
RG1109	18921	19000	80
RG1109	862001	862050	50
RG1110	862051	862416	366
Total Samples			1504

The total expenditures relating to the 2010/2011 diamond drilling and associated analytical work is \$494,786.58.

9.0 GEOLOGICAL SETTING

9.1 Regional Setting

The Bobjo and Northgate Properties are located in the Birch-Uchi Greenstone Belt within the Uchi Sub-Province of the Archean Superior Province. The property lies within the center of a large scale regional fold, consisting of intercalated meta-sedimentary and meta-volcanic rocks from mafic flows, banded iron formations, felsic fragmentals and ultramafic flows. The area has been subsequently intruded by large ultramafic intrusions. The regional fold is interpreted to be an anticline that plunges to the east. Along the southern limb of the fold, moderate to strong hydrothermal alteration is observed.

9.2 Local Geology

The Bobjo property is underlain by intermediate to mafic, massive to pillowed, locally variolitic volcanics and associated fragmentals. The rock units typically strike northeast to southwest and are mainly composed of homogenous mafic metavolcanic flows and pillow lavas.

The Northgate property is underlain by locally intercalated metasediments and metavolcanics. Metasediments include argillite, siltstone, sandstone, and pebble conglomerate. Metavolcanics include intermediate to mafic flows and fragmentals.

10.0 MINERALIZATION

Within the Red Lake District, anomalous gold values are usually associated with accessory minerals such as pyrite, pyrrhotite, arsenopyrite, minor chalcopyrite, galena, sphalerite or no sulphides at all. Gold found on the Bobjo property is typically associated with pyrite mineralization within and proximal to shear-hosted quartz +/- carbonate +/- chlorite veins, or as cryptocrystalline mineralization within what look like barren, milky quartz veins. Gold mineralization appears to follow a preferred orientation, generally tending west-northwest which corresponds to the orientation of D₂ deformation within the Red Lake – Uchi Greenstone Belt.

11.0 CONCLUSIONS AND RECOMMENDATIONS

Based on favorable exploration potential of the project and immediate area to host gold bearing quartz-carbonate vein deposits an immediate compilation and evaluation of all existing data is recommended. Following this compilation and evaluation an assessment of potential drill targets and areas for follow up geochemical sampling would provide a basis for future work.

12.0 REFERENCES

Archibald, John C. (2007). Diamond Drilling Report on the Bobjo Mine Property for Mainstream Minerals Corporation and King's Bay Gold Corporation Ltd.

Milanes, Fortunato (2011). Report on 2011 Drilling Program on the Bobjo Property, Red Lake Mining District, Ontario, for Mainstream Minerals Corporation.

MacDougal, Craig (2011). A Review of Recent Exploration and a Discussion of the Exploration Potential of the Bobjo Mine Gold Project, Red Lake Mining District, NW Ontario, for Mainstream Minerals.

Ministry of Northern Development and Mines, Ontario – Claim Maps
(http://www.mndm.gov.on.ca/mines/claimaps_e.asp)

13.0 CERTIFICATE OF QUALIFIED PERSON

I, Rory Ritchie, certify that;

1. I reside at 603-1060 Alberni Street, Vancouver, British Columbia, Canada V6E 4K2.
2. This certificate applies to the assessment report entitled "Report on 2010/2011 Diamond Drilling on the Bobjo/Northgate Properties, Red Lake Mining District, Ontario" dated December 18, 2011.
3. I am a graduate of The University of Western Ontario, Bachelor of Science (Honors) in Chemistry (2005).
4. I am a member of the Association of Professional Geoscientists and Engineers (APEG) as a "Geoscientist in Training" (GIT), identification number 160520.
5. I am a geologist practitioner for Rory Ritchie Geological Consulting with office address 211-850 West Hastings Street, Vancouver, British Columbia, Canada V6A 1R6.
6. I am currently contracting to Mainstream Minerals Corporation as Field Exploration Manager.
7. I authored this assessment report.
8. I have had prior involvement with this property as supervisor of the 2010/2011 diamond drilling outlined in this report.
9. As of the date of this certificate, to the best of my knowledge, information and belief, this report contains all scientific and technical data that is required for the purposes of assessment filing and is not misleading.

Signed in Vancouver, British Columbia on this 18th day of December 2011.

Rory Ritchie, GIT

APPENDIX A

DRILL LOGS

Premier Gold Mines Limited
DIAMOND DRILL LOG


DDH Number RG1001
Project Red Gold
Length 420.0
Started 25/11/2010
Completed 01/12/2010
Easting 526300
Northing 5661125
Elevation 380
UTM Nad 83, Zone 15

Page 1 of 7

REFLEX SURVEY TESTS					
Depth	Azimuth	Dip	Depth	Azimuth	Dip
51	185.1	-64.1			
100	186.9	-63			
200	193.6	-61.8			
300	199.9	-60.1			
420	201.6	-57.2			

Logged By Daana Magi
Grid Coord
Claim No. KRL 6631
Target(s) Twinning of hole BJ07-25
Contractor Chibougamau
Comments For Premier, NQ core, core stored at Esker Logging,

From	To	Code	Description (Litho/Altn/Sulphides/Veining/Structure)	Sample Number	From	To	Interval	Au_FAA(ppm)	Au_Grav(ppm)	Au_PM(ppm)	Au_Ave (ppm)
0.0	1.2		Overburden	861001	1.2	2.1	0.9	0.481			
1.2	32.4		Mafic Volcanic Flows and Flow-top Breccia	861002	2.1	2.5	0.4	2.187			
				861003	2.5	3.5	1.0	0.093			
				861004	3.5	4.5	1.0	0.1			
			Medium to dark green-grey massive mafic volcanic flows with intervals of flow-top breccia (?) as well as few flows containing plagioclase varioles. Individual flow sequences difficult to ID.	861005	4.5	5.5	1.0	1.95			
			Foliation is weak to moderate between 20-30 degrees to CA. Unit is mod-strongly silicified and chlorite-altered. Medium-grained, euhedral pyrite commonly disseminated throughout (2%).	861006	5.5	6.5	1.0	0.047			
				861007	BLANK			<5			
				861008	6.5	7.5	1.0	0.014			
				861009	7.5	8.5	1.0	0.02			
			1.2-13.5 Moderately silicified and quartz-calcite-veined mv (breccia?). Veins undulate.	861010	8.5	9.5	1.0	0.151			
			1-2% euhedral, disseminated py throughout. Calcite is strong. Intermittent bull-quartz veins at high-angles to CA.	861011	9.5	10.5	1.0	0.015			
				861012	10.5	11.5	1.0	0.015			
			2.3-2.4 Bull quartz vein at 65 degrees to CA.	861013	11.5	12.5	1.0	0.016			
				861014	12.5	13.5	1.0	0.018			
				861015	13.5	14.5	1.0	0.24			
			2.4-3.6 Smear out plagioclase varioles (0.5 by 2cm) present within flow. Varioles are very hard, replaced by silica?	861016	19.7	20.2	0.5	0.023			
				861017	20.2	20.7	0.5	1.619			
				861018	20.7	21.7	1.0	0.017			
			13.5-32.4 Overall quite massive, aphanitic mafic volcanic, with few brecciated flow tops. Medium to dark grey-green. Sporadic varioles present. Sporadic quartz veins present at 60 and 80 degrees to CA. Foliation is weak approx. 30-35 degrees to CA. Subhedral to euhedral disseminated pyrite present (1-2%), associated with veining. Moderate to strongly calcite-altered.	861019	CDN-GS-4D			3.505			
				861020	38.3	38.8	0.5	0.006			
				861021	38.8	39.3	0.5	0.006			
				861022	39.3	39.8	0.5	0.007			
				861023	52.1	52.6	0.5	0.021			
				861024	52.6	53.1	0.5	0.013			
			13.8 1cm wide quartz-calcite vein at 80 degrees to CA	861025	53.1	53.6	0.5	0.006			
				861026	59.0	59.5	0.5	0.006			
			14.1 5cm wide quartz-calcite vein at 60 degrees to CA. No visible sulfides.	861027	BLANK			<0.005			
				861028	59.5	60.5	1.0	<0.005			
32.4	38.3		Variolitic Mafic Volcanic	861029	60.5	61.5	1.0	<0.005			
				861030	61.5	62.5	1.0	0.008			
			Medium to dark grey-green mafic volcanic flows with coarse-grained (1x2 or 1x3cm) varioles. Likely originally plagioclase, varioles are zoned and appear to have calcite rims and very hard siliceous cores. Upper contact appears gradational. Foliation is moderate approx. 20-25 deg to CA. Varioles appear much more smeared toward end of interval, where foliation is stronger. Sporadic, thin (<1cm) quartz veins undulate.	861031	62.5	63.5	1.0	<0.005			
				861032	63.5	64.5	1.0	<0.005			
				861033	64.5	65.5	1.0	<0.005			
				861034	82.3	83.3	1.0	0.006			
				861035	83.3	83.8	0.5	0.009			
				861036	CDN-GS-1G			1.094			
38.3	39.8		Felsic Dyke	861037	83.8	84.8	1.0	0.007			
			Medium buff-green fine-grained felsic dyke. Moderate to strongly sericite-altered. Upper contact	861038	89.3	90.3	1.0	0.041			
				861039	90.3	90.8	0.5	0.028			



From	To	Code	Description (Litho/Altn/Sulphides/Veining/Structure)	Sample Number	From	To	Interval	Au_FAA(ppm)	Au_Grav(ppm)	Au_PM(ppm)	Au_Ave (ppm)
				861040	90.8	91.3	0.5	0.029			
			is wavy approx. 40 to CA, lower contact is sharp at 45 to CA. Intermittent quartz-calcite-chlorite veins present at 20, 30 and 70 degrees to CA all between 38.9-39.2m.	861041	91.3	91.8	0.5	0.057			
				861042	91.8	92.3	0.5	0.027			
				861043	92.3	92.8	0.5	0.084			
39.8	40.4		Diorite Dyke	861044	BLANK			0.006			
				861045	92.8	93.3	0.5	4.796			
			Medium-grained medium grey-green mafic dyke. Strongly ankerite and calcite-altered. Upper contact sharp at 45 to CA, lower contact sharp at 55 degrees to CA. Minor applites present.	861046	93.3	93.8	0.5	3.645			
				861047	93.8	94.3	0.5	4.038			
				861048	94.3	94.8	0.5	1.15			
40.4	47.1		Mafic Volcanic Flows and Flow-top Breccia	861049	94.8	95.3	0.5	1.257		2.5	2.9772
				861050	95.3	95.8	0.5	0.063			2.98g/t over 2.5m
			Medium grey-green aphanitic to fine-grained mafic volcanic flows and breccia. Moderate to strongly calcite-altered. Foliation is moderate to strong approx. 20-25 degrees to CA. Weakly silicified. Fine to medium-grained euhedral pyrite disseminated throughout (1%).	861051	95.8	96.8	1.0	0.008			
				861052	119.3	120.3	1.0	0.939			
				861053	120.3	120.8	0.5	1.293			
				861054	120.8	121.8	1.0	0.038			
			45.1-45.2 Fine to medium-grained diorite dyke . Contacts are slightly wavy, both at 40 degrees to CA.	861055	121.8	122.8	1.0	1.141			
				861056	122.8	123.3	0.5	0.118			
			46.6-47.1 As above . Contacts at 50 to CA.	861057	CDN-GS-8A			7.841			
				861058	123.3	124.3	1.0	0.014			
				861059	140.9	141.9	1.0	0.016			
47.1	54.3		Variolitic Mafic Volcanic	861060	141.9	142.4	0.5	0.014			
				861061	142.4	143.4	1.0	0.006			
			Medium to dark green-grey variolitic mafic volcanic. Varioles are zoned as in above unit. Foliation is moderate to strong approx. 20 degrees to CA. Moderate to strongly calcite-altered.	861062	176.4	176.9	0.5	0.032			
				861063	BLANK			<0.005			
				861064	176.9	177.4	0.5	0.014			
			48.9-59.1 Medium green-grey diorite dyke . Both contacts are very wavy.	861065	177.4	177.9	0.5	<0.005			
				861066	177.9	178.9	1.0	0.005			
			49.5-50.2 As above . Upper and lower contacts are sharp at 50 and 40 to CA respectively.	861067	178.9	179.9	1.0	0.009			
				861068	179.9	180.9	1.0	0.01			
			51.6-52.6 Medium-grained diorite dyke . Strong calcite. UC at 40, and LC at 50 to CA.	861069	180.9	181.9	1.0	0.016			
				861070	181.9	182.9	1.0	0.011			
			52.8 6cm wide bull quartz vein at 70 degrees to CA.	861071	182.9	183.9	1.0	0.009			
				861072	183.9	184.9	1.0	0.007			
54.3	56.2		Diorite Dyke	861073	201.3	202.3	1.0	0.005			
				861074	202.3	202.8	0.5	0.179			
			Fine to medium-grained, medium green-grey mafic dyke. Strongly calcite-altered. Sporadic qtz-calcite veinlets at 30 and 50 degrees to CA, sometimes cross-cutting each other. Upper and lower contacts sharp at approx. 70 and 30 degrees to CA respectively.	861075	CDN-GS-4D			3.651			
				861076	202.8	203.8	1.0	<0.005			
				861077	231.0	232.0	1.0	<0.005			
				861078	232.0	233.0	1.0	<0.005			
56.2	66.2		Mafic Volcanic Flows and Flow-top Breccia	861079	233.0	234.0	1.0	0.042			
				861080	234.0	235.0	1.0	0.293			
			Medium grey-green aphanitic to fine-grained mafic volcanic flows and breccia. Moderate to strongly calcite-altered. Foliation is moderate to strong approx. 25-30 degrees to CA. Mod to strongly silicified. Fine to medium-grained euhedral pyrite disseminated throughout (0.5%). Minor applites present.	861081	235.0	236.0	1.0	0.007			
				861082	236.0	237.0	1.0	0.106			
				861083	237.0	238.0	1.0	0.054			
				861084	238.0	239.0	1.0	0.027			
				861085	239.0	240.0	1.0	0.065			
			58.2-58.3 Medium green-grey, fine to medium-grained diorite dyke . UC at 40, LC at 50 to CA. Weak calcite.	861086	240.0	241.0	1.0	0.015			
				861087	BLANK			0.007			
				861088	241.0	242.0	1.0	<0.005			
			59.8-60.0 Fault	861089	242.0	243.0	1.0	<0.005			
				861090	243.0	244.0	1.0	<0.005			
			60.0-61.2 Flow-top breccia	861091	244.0	245.0	1.0	<0.005			
				861092	245.0	246.0	1.0	<0.005			
			64.6-65.0 Faulted and silicified.	861093	246.0	247.0	1.0	0.014			
				861094	247.0	247.5	0.5	0.017			
66.2	67.2		Diorite Dyke	861095	CDN-GS-1G			1.079			
				861096	247.5	248.0	0.5	0.009			
			Fine-med grained medium green-grey diorite dyke. Wavy contacts, upper at approx. 40 to CA,	861097	248.0	248.5	0.5	<0.005			
				861098	248.5	249.0	0.5	0.006			
				861099	249.0	250.0	1.0	0.006			
			lower contact is indistinct.	861100	250.0	251.0	1.0	<0.005			

From	To	Code	Description (Litho/Altn/Sulphides/Veining/Structure)	Sample Number	From	To	Interval	Au_FAA(ppm)	Au_Grav(ppm)	Au_PM(ppm)	Au_Ave (ppm)
				861101	251.0	252.0	1.0	<0.005			
67.2	81.8		Variolitic Mafic Volcanic	861102	252.0	252.5	0.5	1.024			
				861103	252.5	253.0	0.5	0.45			
			Medium to dark grey-green mafic volcanic flows with coarse-grained (1x2 or 1x3cm) varioles.	861104	253.0	253.5	0.5	0.019			
			Varioles are zoned and appear to have calcite rims and very hard siliceous cores. Foliation is strong approx. 25-30 deg to CA. Trace disseminated py throughout.	861105	253.5	254.0	0.5	0.014			
				861106	BLANK			<0.005			
				861107	254.0	254.5	0.5	0.035			
81.8	82.9		Massive Mafic Volcanic	861108	254.5	255.0	0.5	0.122			
				861109	255.0	255.5	0.5	0.204			
			Aphanitic, dark grey-green mafic flow. Moderately calcite-altered. Trace fg diss py throughout. Foliation is moderate at 30-35 degrees to CA.	861110	255.5	256.0	0.5	0.294			
				861111	256.0	257.0	1.0	0.285			
				861112	257.0	258.0	1.0	0.009			
82.9	83.8		Fault Breccia	861113	258.0	259.0	1.0	0.005			
				861114	259.0	260.0	1.0	0.014			
			Faulted, brecciated mafic volcanic. Possibly varioles present, or brecciated texture appears that way. Moderate calcite, weak to moderate apfite. Quartz-calcite veined lower contact (4cm wide) at approx. 80 to CA. 70% of interval is faulted, gauge present.	861115	CDN-GS-8A			8.113			
				861116	260.0	261.0	1.0	0.009			
				861117	261.0	262.0	1.0	0.007			
				861118	262.0	263.0	1.0	0.029			
83.8	85.2		Diorite Dyke	861119	263.0	264.0	1.0	0.047			
				861120	264.0	265.0	1.0	0.021			
			Fine-grained medium green-grey diorite dyke. Upper contact at 70 to CA, lower contact sharp at 50 to CA. Intermittent, very thin quartz-calcite veinlets present (foliaform). Foliation is weak at 50 to CA.	861121	265.0	266.0	1.0	<0.005			
				861122	266.0	267.0	1.0	<0.005			
				861123	267.0	268.0	1.0	<0.005			
				861124	268.0	269.0	1.0	0.014			
85.2	128.5		Massive Mafic Volcanic	861125	BLANK			<0.005			
				861126	269.0	270.0	1.0	0.037			
			Aphanitic to fine-grained, medium to dark grey-green mafic volcanic. Locally strongly silicified.	861127	270.0	271.0	1.0	0.155			
			Moderate to strongly calcite-altered. Medium-grained, euhedral disseminated pyrite throughout (2-3%).	861128	271.0	272.0	1.0	0.015			
				861129	272.0	273.0	1.0	0.189			
				861130	273.0	274.0	1.0	0.117			
			91.5-95.0 Quartz-flooded mafic volcanic. Quartz comprises at least 30% of interval. Calcite is moderate. Tourm present within quartz. Wall rock is strongly silicified and sericite and albite-altered. Interval also contains quartz +- calcite +- tourm veins at 30, 60 and 80 degrees to CA. Pyrite (5%) and po(1%) are present as disseminated grains and clusters.	861131	274.0	275.0	1.0	0.021			
				861132	275.0	276.0	1.0	0.024			
				861133	276.0	277.0	1.0	0.008			
				861134	277.0	278.0	1.0	0.006			
				861135	278.0	279.0	1.0	<0.005			
			97.3-97.6 Fault	861136	279.0	280.0	1.0	<0.005			
				861137	CDN-GS-1G			1.131			
			98.0-99.0 Diorite Dyke. Medium-grained, medium green-grey. Sharp upper and lower contacts at 30 and 35 degrees to CA respectively. Weak calcite, mod ankerite.	861138	323.0	324.0	1.0	<0.005			
				861139	324.0	324.9	0.9	0.006			
				861140	324.9	325.9	1.0	<0.005			
			101.9-102.0 As above.	861141	325.9	326.4	0.5	<0.005			
				861142	326.4	326.9	0.5	0.007			
			107.4-109.4 Diorite Dyke. As above. Contacts sharp at 30 to CA.	861143	326.9	327.9	1.0	0.006			
			109.4-115.7 Brecciated, strongly calcite-altered mafic volcanic. Possibly sporadic varioles, but hard to tell. Foliation is weak approx. 20 degrees to CA.								
			115.7-118.8 Massive mafic flow. Weakly foliated at 20 degrees to CA. Medium grained, euhedral disseminated py (1%) and fine-grained po in clusters (1.5%)								
			118.8-119.3 Feldspar phyric andesite flow. Foliation is weak to mod at 30 to CA. 2% py as fine disseminated grains.								
			119.3-128.5 Massive to brecciated (to possibly variolitic?) mafic volcanic flows. Weak to mod sericite alteration, weak silica, moderate to strong calcite. Sporadic quartz veins. 0.5% med-grained euhedral diss py, 0.25% po. Foliation mod at 25-30 to CA.								
			119.8 2cm wide quartz vein at 80 degrees to CA. 1% med-grained py.								
			120.5 3cm wide quartz vein at 60 degrees to CA. 1% po in clusters.								

From	To	Code	Description (Litho/Altn/Sulphides/Veining/Structure)	Sample Number	From	To	Interval	Au_FAA(ppm)	Au_Grav(ppm)	Au_PM(ppm)	Au_Ave (ppm)
			123.0 2cm wide quartz vein at approx. 90 degrees to CA. Tourm present in vein. Tr po.								
128.5	133.1		Feldspar-phyric Andesite								
			Medium green-grey, feldspar phyric andesite. Foliation is moderate and feldspars between 30-35 degrees to CA. Moderate to strongly carb-altered. 1% disseminated fg pyrite.								
133.1	150.2		Massive Mafic Volcanic								
			Medium to dark grey-green, aphanitic to fine-grained mafic flows. Foliation is moderate to strong between 25-30 degrees to CA. Moderate to strong calcite in the form on foliaform veins. Sporadic quartz veining at 35 and 50 degrees to CA. Moderate chlorite. 1% fine to med-grained diss py.								
			137.9 <1cm wide clear quartz vein at 50 to CA.								
			142.0 5cm wide quartz-calcite vein(s) at 35 degrees to CA.								
150.2	167.1		Feldspar-phyric Andesite								
			Medium grey-green feldspar phyric andesite. Fine to medium-grained. Moderately foliated btwn 25-30 degrees to CA. 1-1.5% disseminated fine to medium grained py. Sporadic thin (<1cm) quartz-calcite veins at 65 and 80 degrees to CA. Calcite is moderate to strong.								
167.1	168.1		Felsic Dyke								
			Medium buff-green fine-grained felsic dyke. Moderate to strongly sericite-altered. Sharp contacts at 60 degrees to CA.								
168.1	208.7		Feldspar-phyric Andesite								
			Medium grey-green feldspar phyric andesite. Fine to medium-grained. Moderately foliated btwn 30-40 degrees to CA. Concentrations of sulfides throughout, dominantly po (7%) with lesser py (2%). As well, py+po are disseminated throughout unit as fine grains. Patches are smeared out along foliation.								
			176.5 Po + minor py cluster approx. 3cm wide.								
			177.1-177.3 Slightly oxidized dominantly py cluster with trace po.								
			179.0 Cluster of fg pyrite with trace po smeared along foliation.								
			183.9 Dominantly po cluster with trace py.								
			202.5-202.6 Sericite-altered zone with semi-massive po and trace py.								
208.7	211.0		Mafic Dyke								
			Medium-grained, medium green-grey mafic dyke. Sharp contacts, upper at 25, lower at 20 deg to CA. Weakly foliated approx. 50 degrees to CA.								
211.0	227.0		Feldspar-phyric Andesite								
			Slightly coarser-grained (than previous) feldspar-phyric andesite. Medium grey-green. Foliation								
			is moderate to strong at 25-30 degrees to CA. Foliation is weak to moderate. Sporadic quartz veins present at 60 degrees to CA with trace to 0.5% po present. Vein margins contain calcite. Calcite is fairly strong throughout unit. Unit contains up to 1% po, trace py.								
227.0	267.1		Massive Andesite								

From	To	Code	Description (Litho/Altn/Sulphides/Veining/Structure)	Sample Number	From	To	Interval	Au_FAA(ppm)	Au_Grav(ppm)	Au_PM(ppm)	Au_Ave (ppm)
			Medium grey-green, fine-grained andesite flows. Strongly calcite-altered and veined. Foliation is moderate to strong between 20-40 degrees to CA. Moderate to strongly quartz-calcite veined and flooded. Fine to medium-grained po (1.5%) disseminated throughout. Trace med-coarse grained py also present.								
			227.0-231.3 Aphanitic to fine-grained andesite. Weak to moderately foliated at 25-30 to CA. Moderate to strong calcite as thin randomly oriented veinlets.								
			231.3-235.2 Strongly foliated/sheared andesite. Moderately chlorite-altered and strongly silicified and calcite-altered. Foliation is at 20 to CA, and quartz-calcite veins (up to 3cm wide) occur at 30-35 to CA. Trace to 0.5% po disseminated and trace py.								
			235.2-241.4 Fine-grained massive andesite. Weak to moderately foliated approx. 15-30 degrees to CA. Relatively weakly calcite-altered and moderately silicified. Intermittent qtz-calcite veins from 2-15 cm wide. Trace py and po in wallrock.								
			236.7-237.3 Interval contains three qtz-calcite veins 2-3cm wide at 20 and 25 degrees to CA. Minor chlorite present in veins. No visible sulfides.								
			238.5 15 cm wide qtz-calcite-tourm-sericite vein wavy at approx. 25 to CA. 1% po+py assoc. with vein and wallrock.								
			239.0 4cm wide qtz-calcite vein at 40 to CA.								
			241.4-242.0 Variolitic basalt. Varioles appear completely silica-replaced and almost cherty. Foliation is strong between 25-30 degrees to CA. Weak sericite. Contacts at 30 to CA.								
			243.4-246.3 As above. Intermittent quartz veining between 2-4cm wide at 35, 40 and 50 degrees to CA. Up to 15% of interval is quartz-veined.								
			246.3-267.1 Strongly quartz-calcite veined/flooded fine to medium-grained andesite. Unit is weakly foliated between 30-40 degrees to CA. Veins occur between 15-70 degrees to CA, but generally in the direction of foliation. Locally moderate sericite. Weak to mod calcite.								
			247.2-248.5 Interval contains approx. 60% quartz-calcite veining at 25, 40 and 45 deg to CA. Veining contains most of the sulfides, 2% po and 0.5% py. Veins also contain minor sericite and chlorite.								
			248.5-252.8 Intermittently qtz-cc veined. Veins are sharp at 35, 40 and 45 degrees to CA. Approx. 7% of interval is veined. Trace med-grained po and fg py disseminated throughout, predominantly in wallrock. Locally moderate sericite. Moderate calcite.								
			252.8-255.4 Strongly quartz-calcite veined andesite. Veins are between 3-15cm wide. Most occurring between 35-45 degrees to CA. Approx. 60% of interval is veined/flooded. 2% po disseminated and 1% py present, dominantly in wallrock. Veins contain minor chlorite and sericite. Veins also weakly brecciate wallrock in places.								
			255.4-265.1 Intermittently quartz-calcite veined up to 5% of interval. Veins are relatively								
			thin between 1-3cm wide. Unit is more moderately sericite-chlorite altered. Veins occur between 30-45 degrees to CA. Minor K associated with few thin veins. 1% py and 1% po disseminated within wallrock.								
			261.2-261.5 Felsic Dyke . Upper and lower contacts are sharp at 40 and 45 degrees to CA. Sericite altered, fine to med-grained.								

From	To	Code	Description (Litho/Altn/Sulphides/Veining/Structure)	Sample Number	From	To	Interval	Au_FAA(ppm)	Au_Grav(ppm)	Au_PM(ppm)	Au_Ave (ppm)
			265.1-267.1 1-2% thin (1cm) quartz-calcite veins present throughout interval approx. 40 degrees to CA. Very trace py and po present.								
267.1	309.4		Feldspar-phyric Andesite								
			Medium grey-green, medium grained feldspar-phyric andesite. Foliation is weak to moderate approx. 30-40 degrees to CA. Intermittent quartz-calcite veins present. Trace to 0.5% py and trace po disseminated throughout unit. Moderate to strongly calcite-altered. Weak to mod sericite.								
			272.8 3cm wide quartz-calcite vein with assoc 2% py at 40 to CA.								
			273.2 3cm wide quartz-calcite vein at 40 to CA. Trace py and po associated with wallrock.								
			276.9-277.4 Moderately faulted.								
			279.0-278.2 Fault								
			278.7-278.8 Fault								
			279.1 5cm wide quartz-calcite vein at 80 to CA with minor tourm.								
			285.9-286.3 Felsic Dyke . Upper and lower contacts are sharp at 70 and 55 degrees to CA. Med-grained. Weakly calcite-altered.								
			286.3-309.4 Mod to strongly cc alt'd pervasively and as veinlets, often x-cutting set. Medium grey. Feldspar phenos are becoming saussuritized +cc alt'd. foliation is between								
			299.5-299.7 Faulted								
309.4	312.8		Mafic Dyke								
			Medium green-grey fine to medium-grained mafic dyke. Intermittent calcite veins. Mod chl, strong calcite. UC sharp at 40 to CA, LC slightly wavy at 30 to CA. Grain size increases down-interval. Med to coarse-grained pyrite (1%) cubes assoc with lesser calcite.								
312.8	420.0		Feldspar-phyric Andesite								
			Mod to strongly calcite alt'd medium grey andesite. Medium to coarse-grained sauss-alt'd plag phenos weakly sheared throughout. Sporadic thin cc veinlets. Dissem med to crs py cubes (3-4%). Foliation is weak approx. 35-45 to CA. Locally plag phenos are fine-grained.								
			323.5-325.0 Diorite Dyke . Medium-grey, chilled margins, fine to med-grained plag phenos. Wavy foliation. Upper contact sharp at 35 to CA.								
			324.9-326.0 Diorite dyke . As above. Sharp contacts UC at 35, LC at 50 to CA.								
			326.5-.26.6 Mafic dyke . 6cm qtz-tourm vein UC at 25, LC at 65 to CA. No visible sulfides assoc with vein.								
			342.2-342.7 Fault								
			326.0 3cm wide qtz-cc vein at 20 degrees to CA. Sauss is slightly stronger within 1m total adjacent to vein.								
			394.0 8cm wide quartz-calcite vein at 25 degrees to CA. No visible sulfides.								
			420 m E.O.H.								

Premier Gold Mines Limited
DIAMOND DRILL LOG

DDH Number RG1002
Project Red Gold
Length 414.0
Started 02/12/2010
Completed 07/12/2010
Easting 526150
Northing 5660925
Elevation 380
UTM Nad 83, Zone 15

REFLEX SURVEY TESTS					
Depth	Azimuth	Dip	Depth	Azimuth	Dip
100	104.6	-71.2			
200	109.1	-71.2			
300	115.7	-71			
414	117.2	-70.6			

Page 1 of 4

Logged By Daana Magi
Grid Coord
Claim No. KRL 6632
Target(s) Intersection of shear with I.Fm
Contractor Chibougamau
Comments For PG, NQ core, core stored at Esker Logging

From	To	Code	Description (Litho/Altn/Sulphides/Veining/Structure)	Sample Number	From	To	Interval	Au_FAA(ppm)	Au_Grav(ppm)	Au_PM(ppm)	Au_Ave (ppm)
0.0	6.1		Overburden	861144	41.0	42.0	1.0	0.009			
				861145	42.0	43.0	1.0	0.532			
6.1	22.9		Basalt	861146	BLANK			<0.005			
				861147	43.0	44.0	1.0	0.117			
			Medium green-grey fine-grained basalt. Very very weakly foliated approx., 40-50 to CA? Moderate to strongly magnetic. Weak calcite as thin veinlets. Intermittent qtz-tourm veins approx. 60-75 to CA. 1-2% disseminated py throughout unit and associated with veining.	861148	54.7	55.7	1.0	<0.005			
				861149	55.7	56.7	1.0	0.005			
				861150	56.7	57.7	1.0	0.007			
				861151	57.7	58.4	0.7	0.006			
22.9	24.5		Intermediate to Felsic Dyke	861152	58.4	59.0	0.6	<0.005			
				861153	59.0	60.0	1.0	0.006			
			Medium grey fine-grained dyke. Moderately silicified. Non-magnetic, very weak calcite. Upper and lower contacts sharp approx. 70 degrees to CA. Easily fractured rock.	861154	114.0	115.0	1.0	<0.005			
				861155	CDN-GS-1G			1.112			
				861156	115.0	116.0	1.0	0.006			
24.5	112.1		Basalt	861157	116.0	117.0	1.0	0.007			
				861158	117.0	118.0	1.0	0.006			
			Medium green-grey fine-grained basalt. Weakly foliated approx., 30-40 to CA? Moderate to strongly magnetic. Weak calcite as thin veinlets. Intermittent qtz-tourm veins approx. 60-75 to CA. 1-2% disseminated py throughout unit and associated with veining. Minor epidote present as sporadic veins at high angles to CA. Slightly increased calcite veining from previous unit.	861159	118.0	119.0	1.0	<0.005			
				861160	119.0	120.0	1.0	0.006			
				861161	120.0	121.0	1.0	0.005			
				861162	121.0	122.0	1.0	<0.005			
				861163	BLANK			<0.005			
			42.0-43.2 Strongly calcite-altered basalt. Shear zone? Approx. 10% of interval is quartz veined with minor tourm and applite. Veining approx. 50 degrees to CA. 0.5% diss med-gr py.	861164	122.0	123.0	1.0	<0.005			
				861165	123.0	124.0	1.0	<0.005			
				861166	124.0	125.0	1.0	<0.005			
				861167	125.0	126.0	1.0	<0.005			
			55.7-59.0 Mafic dyke . Aphanitic to fine-grained, medium green-grey. Sharp contacts at 25 to CA. Weak calcite. Upper contact assoc. with two 4cm wide qtz-calcite-chlorite veins at 25 to CA. Trace py.	861168	126.0	127.0	1.0	<0.005			
				861169	127.0	128.0	1.0	<0.005			
				861170	128.0	129.0	1.0	<0.005			
				861171	141.0	142.0	1.0	<0.005			
			59.0-64.4 Increased calcite-alteration to moderate and locally strong.	861172	142.0	143.0	1.0	0.006			
				861173	143.0	144.0	1.0	<0.005			
			70.9-83.1 Possibly rare, thin pillowed flows in overall massive flow (primary unit). Epidote veinlets possibly marking pillow selvages.	861174	CDN-GS-8A			8.387			
				861175	144.0	144.5	0.5	<0.005			
				861176	144.5	145.0	0.5	0.005			
			83.1-83.3 Strongly calcite alt'd medium grey-green mafic dyke . Contacts sharp at 50 to CA.	861177	145.0	146.0	1.0	<0.005			
				861178	146.0	147.0	1.0	<0.005			
			83.3-86.4 As above . Lower contact slightly faulted.	861179	147.0	148.0	1.0	<0.005			
				861180	148.0	149.0	1.0	<0.005			
			84.6-85.0 Aphanitic weakly altered mafic dyke . Contacts sharp at 40 to CA.	861181	163.0	164.0	1.0	<0.005			
				861182	BLANK			<0.005			

From	To	Code	Description (Litho/Altn/Sulphides/Veining/Structure)	Sample Number	From	To	Interval	Au_FAA(ppm)	Au_Grav(ppm)	Au_PM(ppm)	Au_Ave (ppm)
				861183	164.0	164.5	0.5	0.005			
			93.3-94.4 Pervasively ankerite-altered mafic dyke. Contacts are sharp at 25 to CA.	861184	164.5	165.0	0.5	<0.005			
				861185	165.0	166.0	1.0	<0.005			
			95.1-95.7 As above. Contacts at 50 to CA.	861186	166.0	167.0	1.0	<0.005			
				861187	167.0	168.0	1.0	<0.005			
			95.7-99.0 Aphanitic dark green-grey massive basalt. Weak to moderate calcite. Sporadic quartz vein material (wavy veins) with associated 0.5% py and 1% po replacing py cubes.	861188	225.0	226.0	1.0	<0.005			
				861189	226.0	227.0	1.0	<0.005			
				861190	227.0	228.0	1.0	<0.005			
			99.0-100.2 Pervasively carb-altered mafic dyke. Upper contact at 80, lower contact 45 to CA	861191	228.0	229.0	1.0	<0.005			
				861192	229.0	229.5	0.5	0.013			
			108.8 2cm wide quartz-calcite vein at 50 to CA. Trace py, minor chlorite.	861193	229.5	230.0	0.5	<0.005			
				861194	230.0	230.5	0.5	<0.005			
112.1	206.3		Pillowed Basalt	861195	230.5	231.0	0.5	<0.005			
				861196	CDN-GS-4D			3.687			
			Fine to medium grained, medium green-grey pillowed basalt likely with minor massive flows.	861197	231.0	232.0	1.0	<0.005			
			Epidote+quartz+calcite strongly alters pillow selvages. Foliation is quite consistent approx.	861198	232.0	233.0	1.0	<0.005			
			40-50 to CA. Weak calcite. Trace disseminated py throughout pillows.	861199	233.0	234.0	1.0	<0.005			
				861200	234.0	235.0	1.0	<0.005			
			115.4-115.9 Epidote-calcite-chlorite vein approx. 5 cm wide and at 15 to CA. Possibly a pillow selvage.	861201	BLANK			<0.005			
				861202	235.0	236.0	1.0	<0.005			
				861203	236.0	237.0	1.0	<0.005			
			123.0-123.1 Quartz-calcite vein approx. 70 to CA with associated strong epidote.	861204	270.0	271.0	1.0	0.005			
				861205	271.0	272.0	1.0	<0.005			
			144.6-144.7 Quartz-calcite-chlorite-epidote vein at 40 to CA.	861206	272.0	273.0	1.0	<0.005			
				861207	273.0	274.0	1.0	<0.005			
			150.0-151.4 Faulted.	861208	274.0	274.5	0.5	<0.005			
				861209	274.5	275.0	0.5	<0.005			
			155.6-155.8 Strongly epidote altered pillow selvage (or vein?) at 30 to CA.	861210	275.0	275.5	0.5	<0.005			
				861211	275.5	276.0	0.5	0.006			
			157.2- As above (5cm wide) also at 30 to CA. Minor K.	861212	276.0	276.5	0.5	0.012			
				861213	CDN-GS-1G			1.12			
			164.2 6cm wide quartz-calcite-epidote vein at 50 to CA.	861214	276.5	277.0	0.5	0.017			
				861215	277.0	277.5	0.5	0.01			
			191.4-191.9 2cm wide epidote-calcite vein at 10 to CA.	861216	277.5	278.0	0.5	<0.005			
				861217	278.0	278.5	0.5	<0.005			
			204.3 3cm wide quartz-calcite vein at 70 to CA with med to crs-grained 1% py and 1% po.	861218	278.5	279.0	0.5	<0.005			
				861219	279.0	279.5	0.5	<0.005			
			206.3 2cm wide epidote-qtz-calcite-sericite-he vein at 45 to CA.	861220	279.5	280.0	0.5	<0.005			
				861221	280.0	280.5	0.5	<0.005			
206.3	359.8		Massive Basalt	861222	280.5	281.0	0.5	<0.005			
				861223	281.0	281.5	0.5	<0.005			
			Medium grey-green, massive fine to medium-grained basalt. Very weak foliation, sometimes not apparent at a low-angle to CA, approx. 20 degrees. Intermittent calcite veinlets at various angles to CA. Weak sauss and calcite alteration of unit. Intermittent epidote-quartz-calcite veining at angles between 15-50 degrees to CA.	861224	BLANK			<0.005			
				861225	281.5	282.0	0.5	<0.005			
				861226	282.0	283.0	1.0	<0.005			
				861227	283.0	284.0	1.0	<0.005			
				861228	284.0	285.0	1.0	<0.005			
			227.0 2cm wide quartz-epidote-calcite vein at approx. 20 to CA.	861229	285.0	286.0	1.0	<0.005			
				861230	286.0	287.0	1.0	<0.005			
			229.6-229.7 Two quartz-calcite veins (2 and 4cm wide) at 50 and 65 degrees to CA.	861231	287.0	288.0	1.0	<0.005			
				861232	288.0	289.0	1.0	<0.005			
			230.7-230.9 As above, (4 and 7cm wide) at 80 and 70 degrees to CA. No visible sulfides.	861233	289.0	290.0	1.0	<0.005			
				861234	290.0	291.0	1.0	<0.005			
			236.3 4cm wide quartz-calcite vein with trace po at 80 to CA.	861235	291.0	292.0	1.0	0.006			
				861236	CDN-GS-8A			8.288			
			237.6-237.7 Pervasively epidote-at'l'd associated with epidote vein at 50 to CA.	861237	292.0	293.0	1.0	0.006			
				861238	293.0	294.0	1.0	<0.005			
			239.6 Epidote-qtz-calcite vein at 30 to CA. 5cm wide.	861239	294.0	295.0	1.0	<0.005			
				861240	295.0	296.0	1.0	<0.005			
				861241	296.0	297.0	1.0	<0.005			
				861242	297.0	298.0	1.0	<0.005			
			254.7-255.0 6cm wide epidote vein with minor qtz-calcite approx. 20 to CA.	861243	298.0	299.0	1.0	0.006			

From	To	Code	Description (Litho/Altn/Sulphides/Veining/Structure)	Sample Number	From	To	Interval	Au_FAA(ppm)	Au_Grav(ppm)	Au_PM(ppm)	Au_Ave (ppm)
				861244	299.0	300.0	1.0	<0.005			
			259.4 As above, at 15 degrees to CA.	861245	BLANK			0.006			
				861246	300.0	301.0	1.0	<0.005			
			262.5 4cm wide epidote-qtz-calcite vein at 30 to CA.	861247	301.0	302.0	1.0	0.037			
				861248	302.0	302.7	0.7	<0.005			
			274.5-293.0 Quartz-veined and flooded (not pervasively) massive to variolitic basalt. Varioles	861249	302.7	303.2	0.5	<0.005			
			have been replaced by silica+calcite. Foliation is weak approx. 40 to CA. Most veins at	861250	303.2	304.2	1.0	<0.005			
			40 to CA. Weak to moderate sauss and epidote. 6-7% po, 4% py overall.	861251	304.2	304.7	0.5	<0.005			
				861252	304.7	305.7	1.0	<0.005			
			276.1-276.2 Quartz vein with minor calcite and chlorite. Trace sphalerite + 0.5% py and	861253	305.7	306.2	0.5	0.005			
			po.	861254	306.2	306.7	0.5	<0.005			
				861255	CDN-GS-4D			3.62			
			276.2-277.5 Po + minor py replaced foliaform bands approx. 35 to CA in silicified mafic	861256	306.7	307.7	1.0	<0.005			
			volcanics. 15% po and 8% py over entire interval. Minor albite present.	861257	307.7	308.2	0.5	<0.005			
				861258	308.2	309.1	0.9	<0.005			
			276.4-276.5 Semi-massive py+po in quartz vein at 60 to CA. Py is dominant.	861259	309.1	310.1	1.0	<0.005			
				861260	364.0	365.0	1.0	<0.005			
			293.0-297.2 Much less silicified and altered version of above. Massive to variolitic basalt.	861261	365.0	366.0	1.0	<0.005			
			Sporadic quartz veining.	861262	366.0	367.0	1.0	<0.005			
				861263	BLANK			0.011			
			294.2-294.9 Faulted	861264	367.0	368.0	1.0	<0.005			
			297.2-299.9 Mafic to intermediate dyke. Lamprophyre? No obvious biotite. Medium grey with								
			strong calcite as fine grains. Weakly foliated approx. 60 to CA. Intermittent foliaform								
			calcite veins present. Wavy upper contact, faulted lower contact.								
			299.9-304.6 Strongly sheared variolitic basalt. Foliation approx. 10 to CA. Strongly sericite-alt'd.								
			302.9-303.2 Quartz-calcite vein at 25 to CA. 10cm wide. Minor chlorite and epidote. No								
			visible sulfides.								
			304.6-306.2 Mafic dyke. Medium grey-green with strong calcite as fine grains. Weakly foliated								
			approx. 40 to CA. Upper contact faulted, lower contact approx. 35 to CA.								
			306.2-319.6 Massive and variolitic basalt. Foliation is weak to moderate at a very low angle to								
			CA, approx. 10 degrees. Weak calcite. 0.5% py and po dissem throughout.								
			314.6-316.2 Faulted								
			319.6-320.6 Strongly calcite-altered mafic dyke. Medium grey. Very weak foliation approx.								
			50 to CA. Faulted upper contact, lower contact sharp at 20 to CA.								
			320.6-339.0 Massive basalt with minor variolitic flows. Varioles are replaced by silica and calcite.								
			Aphanitic to fine-grained massive basalt. Medium grey-green. Weak to mod calcite,								
			weakly foliated approx. 20-40 to CA. Intermittent calcite veinlets (foliaform). Trace								
			dissem py + po.								
			339.0-341.7 Medium green-grey mafic dyke. Strongly calcite-altered as fine to medium-grains								
			and foliaform veining. Upper and lower contacts are sharp at 80 and 60 to CA								
			respectively. Foliation is approx. 50 to CA and weak to mod. Trace fg diss py.								
			341.7-359.8 Massive aphanitic to fine-grained basalt. Medium green-grey. Moderately silicified.								
			Moderate to strong calcite. Intermittent calcite veinlets at random orientations. Foliation								
			is weak approx. 20 to CA. Trace py.								
			347.8-347.9 Bleached associated with fracture. 1% po and 0.5% py fg and diss.								
359.8	414.0		Andesite								
			Medium grey-green, siliceous feldspar-phyric andesite. Phenocrysts seem completely replaced								

From	To	Code	Description (Litho/Altn/Sulphides/Veining/Structure)	Sample Number	From	To	Interval	Au_FAA(ppm)	Au_Grav(ppm)	Au_PM(ppm)	Au_Ave (ppm)
				861528	49.0	50.0	1.0	0.865			
			49.0 - 54.7 Several roughly 1cm intermittent qtz -carb-chl ±bt veins, vary from 35 to	861529	50.0	51.0	1.0	0.025			
			50 TCA. Typically 0.5-1.0% py±po blebs within veins, 1.5%-2% py blebs in	861530	51.0	52.0	1.0	<0.005			
			wallock.	861531	52.0	53.0	1.0	0.046			
				861532	4D			3.783			
			61.1 - 61.7 Green grey, strongly chl-carb alt'd mafic dyke. Contacts 35 TCA, qtz veining	861533	53.0	54.0	1.0	0.012			
			at lower contact, 1cm, 2% py blebs. Upper contact smaller qtz vein, 1% py blebs.	861534	60.0	61.0	1.0	0.024			
				861535	61.0	62.0	1.0	0.038			
			64.0 - 68.6 Dark green, fine to medium grained mafic dyke (gabbro). Strong pervasive	861536	62.0	63.0	1.0	0.016			
			carb-chl alt'n. Upper contact convoluted, lower contact 60 TCA. No sulphides	861537	68.0	68.5	0.5	<0.005			
			within dyke.	861538	68.5	69.5	1.0	0.005			
				861539	69.5	70.5	1.0	<0.005			
			74.0 Small qtz-carb-chl vein, 30 TCA. 2% py as euhedral grains in vein and wallock.	861540	70.5	71.0	0.5	<0.005			
				861541	71.0	72.0	1.0	<0.005			
			77.0 As above.	861542	72.0	73.0	1.0	<0.005			
				861543	73.0	73.9	0.9	0.005			
			86.7 - 87.2 Several randomly oriented qtz-carb veins, 2% py in veins and wallock, large	861544	73.9	74.4	0.5	2.086			
			euhedral grains in wallock.	861545	74.4	75.0	0.6	0.008			
				861546	75.0	76.0	1.0	<0.005			
			94.8 0 - 102.0 Intermittent qtz-carb-chl veined zone, vein orientations highly variable, from	861547	76.0	76.8	0.8	<0.005			
			almost parallel TCA to 75 TCA. Wallock weakly silicified. Veins are smaller and	861548	BLANK			<0.005			
			sparse at peripheries of interval.	861549	76.8	77.3	0.5	0.014			
				861550	77.3	78.0	0.7	<0.005			
			94.8 0 - 96.5 Several intermittent small qtz-carb-chl vein, typically 1cm. Trace py	861551	78.0	79.0	1.0	<0.005			
			in veins, 1% in proximal wallock.	861552	86.0	86.5	0.5	<0.005			
				861553	86.5	87.0	0.5	0.01			
			96.5 - 97.0 5cm qtz-carb-chl vein, at low angle TCA, subparallel. 1% py blebs in	861554	87.0	88.0	1.0	<0.005			
			vein, 2% in silicified wallock.	861555	8A			7.97			
				861556	88.0	89.0	1.0	<0.005			
			97.1 - 97.4 20cm qtz-carb-chl vein, 0.5% py as thin fracture coating within vein,	861557	89.0	90.0	1.0	<0.005			
			2% py dissems and blebs in wallock. Appears to be 60 TCA, but difficult	861558	90.0	91.0	1.0	<0.005			
			to tell.	861559	91.0	92.0	1.0	<0.005			
				861560	92.0	93.0	1.0	<0.005			
			97.5 - 102.0 Several intermittent qtz-carb-chl vein, up to 4cm. Variable orientations,	861561	93.0	94.0	1.0	<0.005			
			50 - 75 TCA. Trace py within, 1.5% in wallock.	861562	94.0	94.7	0.7	<0.005			
				861563	94.7	95.3	0.6	0.005			
			109.6 - 110.0 Two 5cm qtz-carb-tur vein, both 60 TCA. No sulphides associated.	861564	BLANK			<0.005			
				861565	95.3	96.0	0.7	0.025			
				861566	96.0	96.5	0.5	0.017			
			111.5 - 112.7 Grey brown green, mod carb alt'd diorite dyke. Weak k-alt'd throughout.	861567	96.5	97.5	1.0	0.071			
			Upper contact faulted (blocky), lower 55 TCA.	861568	97.5	98.3	0.8	0.423			
				861569	98.3	99.0	0.7	0.072			
			112.7 - 156.2 Dark green massive basalts, very uninteresting. Generally trace to 0.5% py	861570	99.0	100.0	1.0	<0.005			
			dissems, no significant veining, only intermittent carb veins.	861571	100.0	101.0	1.0	<0.005			
				861572	101.0	102.0	1.0	<0.005			
			130.8 4cm qtz-cal-epi vein, 40 TCA, no visible sulphides, 0.5% py dissems in wallock.	861573	102.0	102.7	0.7	<0.005			
				861574	108.0	109.0	1.0	<0.005			
				861575	109.0	110.0	1.0	<0.005			
156.2	220.6		Andesite	861576	110.0	111.0	1.0	<0.005			
			Med grey, plag-phyric, mod to well foliated massive andesite. Foliation 35-40 TCA.	861577	127.5	128.5	1.0	<0.005			
			Upper contact qtz-carb-chl veined, so can't really see contact angle, likely foliation parallel,	861578	128.5	129.0	0.5	<0.005			
			Trace to 1% py dissems, locally, throughout. 3% qtz eyes through most of unit, mod cal alt'n.	861579	4D			3.833			
				861580	129.0	130.0	1.0	<0.005			
				861581	130.0	130.7	0.7	0.009			
			158.1 - 158.9 Med grey, fine to medium grained diorite dyke. Contacts 35 TCA, no	861582	130.7	131.2	0.5	<0.005			
			sulphides within.	861583	131.2	132.0	0.8	<0.005			
				861584	132.0	132.9	0.9	<0.005			
			204.3 - 206.1 Med grey green, medium grained, mod cal-chl alt'd diorite dyke	861585	1G			1.158			
			Locally hornblende phyric. 0.5% py dissems overall, contacts and foliation 65 TCA.	861586	132.9	133.8	0.9	<0.005			
				861587	133.8	134.3	0.5	<0.005			
				861588	134.3	135.0	0.7	0.007			

From	To	Code	Description (Litho/Altn/Sulphides/Veining/Structure)	Sample Number	From	To	Interval	Au_FAA(ppm)	Au_Grav(ppm)	Au_PM(ppm)	Au_Ave (ppm)
220.5	225.8		Massive Basalts	861589	135.0	136.0	1.0	<0.005			
				861590	136.0	137.0	1.0	<0.005			
			Dark grey, fine grained, mod cal alt'd massive basalts. Relatively fresh, trace to 0.5% py dissems, locally, foliaform. Upper contact seems to be ground away by drill action (polished butts).	861591	137.0	138.0	1.0	<0.005			
				861592	218.0	219.0	1.0	<0.005			
				861593	219.0	220.0	1.0	<0.005			
				861594	220.0	221.0	1.0	<0.005			
225.8	227.4		Intermediate Dyke	861595	221.0	222.0	1.0	<0.005			
				861596	222.0	223.0	1.0	<0.005			
			Med grey, medium grained, strongly cal alt'd intermediate dyke, chilled margins present. Upper contact 50 TCA, lower about 25 TCA but wavy. No sulphides.	861597	BLANK			<0.005			
				861598	223.0	224.0	1.0	<0.005			
				861599	224.0	225.0	1.0	<0.005			
				861600	225.0	225.8	0.8	<0.005			
227.4	236.2		Intermediate to Mafic pyroclastics	861601	225.8	226.8	1.0	<0.005			
				861602	226.8	227.4	0.6	<0.005			
			Med to dark green, intermediate pyroclastics, essentially grading from volcanic breccia down to lapilli tuff at bottom. Strong carb alt'n, well foliated at 30 TCA. Mod epi submarine alt'n.	861603	227.4	228.0	0.6	0.214			
				861604	228.0	229.0	1.0	0.014			
				861605	229.0	230.0	1.0	<0.005			
				861606	230.0	231.0	1.0	<0.005			
			227.4 - 228.0 Massive sulphides as banded replacement, predominantly py (85%), lesser sph (15%). "foliation" is at low angle TCA, 5-10 TCA, true thickness probably 15cm.	861607	231.0	232.0	1.0	<0.005			
				861608	232.0	233.0	1.0	0.138			
				861609	BLANK			<0.005			
			227.4 - 227.6 Qtz-cal-chl veining, seemingly parallel to sulphide foliation. 2% py, 1% sph, 0.5% ccp as small blebs. Vein and sulphides seem to be cut off by dyke above.	861610	223.0	223.5	0.5	0.204			
				861611	233.5	234.1	0.6	0.005			
				861612	234.1	235.0	0.9	<0.005			
				861613	235.0	236.0	1.0	<0.005			
			232.0 - 233.5 Intermittent zones of massive sulphides, with mgt bands as well. 90% py, 6% sph, 1% po 3% mgt. Mgt looks hydrothermal, surrounding wallrock units not magnetic. Replacement foliation again at low angle TCA, 5 to subparallel, appears to be folded, many small parasitic folds.	861614	236.0	237.0	1.0	<0.005			
				861615	255.0	256.0	1.0	<0.005			
				861616	256.0	256.9	0.9	<0.005			
				861617	256.9	257.2	0.3	0.302			
				861618	257.2	258.0	0.8	0.006			
236.2	256.9		Massive Basalts	861619	258.0	259.0	1.0	<0.005			
				861620	259.0	260.0	1.0	<0.005			
			Med to dark grey, fine grained, weak to mod cal alt'd massive basalts. Intermittent cal ±qtz veins at all orientations, insignificant. Very faint foliation, 35 TCA. Upper contact 25 TCA.	861621	8A			8.089			
				861622	260.0	261.0	1.0	<0.005			
				861623	261.0	262.0	1.0	<0.005			
256.9	317.7		Intermediate to Mafic pyroclastics	861624	262.0	263.0	1.0	<0.005			
				861625	263.0	264.0	1.0	<0.005			
			Med grey green, well foliated, strongly carb alt'd intermediate to mafic pyroclastics, localized strong chl alt'n. Foliation generally 30 TCA. Trace to 0.5% py dissems, locally. Seems to grade from lapilli tuff to volcanic breccia, so far. Mod pervasive epi alt'n. Several interbeds or "zones" of variolites, seem to overprint original pyroclastic.	861626	264.0	265.0	1.0	<0.005			
				861627	265.0	266.0	1.0	<0.005			
				861628	266.0	267.0	1.0	<0.005			
				861629	267.0	268.0	1.0	<0.005			
				861630	268.0	269.0	1.0	<0.005			
				861631	269.0	270.0	1.0	<0.005			
			256.9 - 257.2 Massive py over 30cm, generally as banded replacement. 5-8% euhedral mgt porphyroblasts. Subparallel TCA. There is about 4% sph as well as thin bands. Strongly magnetic, wallrock not magnetic.	861632	270.0	271.0	1.0	<0.005			
				861633	271.0	272.0	1.0	<0.005			
				861634	4D			3.69			
				861635	272.0	272.6	0.6	0.005			
			263.7 - 264.0 2cm qtz vein, 25 TCA, 2% py and po blebs. Also a couple of subparallel "bands" of po-py mineralization, 0.5cm thick. 5% sulphides over interval.	861636	272.6	273.3	0.7	0.006			
				861637	273.3	274.0	0.7	<0.005			
				861638	274.0	274.9	0.9	<0.005			
			272.6 - 273.3 8% po, 1% py and 0.5% ccp blebs and wispy veinlets. Pseudo replacement, no qtz veining associated.	861639	274.9	275.4	0.5	0.013			
				861640	275.4	276.0	0.6	<0.005			
				861641	276.0	277.0	1.0	<0.005			
			275.1 3cm qtz-carb-chl vein, 35 TCA, trace py associated as small blebs along margins.	861642	277.0	278.0	1.0	<0.005			
				861643	278.0	279.0	1.0	<0.005			
			282.2 - 282.4 4% po, 1% py blebs and pseudo replacement over 20cm. Looks like py replacing po.	861644	279.0	280.0	1.0	<0.005			
				861645	280.0	281.0	1.0	<0.005			
				861646	281.0	282.0	1.0	<0.005			
				861647	1G			1.13			
			284.8 - 285.0 1cm qtz-carb vein, 25 TCA, no visible sulphides.	861648	282.0	282.5	0.5	<0.005			
				861649	282.5	283.5	1.0	<0.005			

From	To	Code	Description (Litho/Alt'n/Sulphides/Veining/Structure)	Sample Number	From	To	Interval	Au_FAA(ppm)	Au_Grav(ppm)	Au_PM(ppm)	Au_Ave (ppm)
			286.2 As above.	861650	283.5	284.5	1.0	<0.005			
				861651	284.5	285.0	0.5	0.011			
			288.8 - 289.3 Med grey, fine grained diorite dyke . Sharp contacts 35 TCA.	861652	285.0	286.0	1.0	<0.005			
			Qtz-carb-chl veining at margins, up to 4cm.	861653	286.0	287.0	1.0	<0.005			
				861654	287.0	288.0	1.0	<0.005			
			289.8 - 290.0 5cm, cryptocrystalline qtz vein, 30 TCA, minor carb component. Trace py dissems, wallrock mod silicified.	861655	288.0	289.0	1.0	<0.005			
				861656	289.0	289.7	0.7	<0.005			
				861657	289.7	290.2	0.5	<0.005			
			294.2 - 295.7 Intermittent clear, cryptocrystalline qtz ±carb-chl veins, typically 35 TCA, up to 30cm.	861658	290.2	291.0	0.8	<0.005			
				861659	291.0	291.5	0.5	<0.005			
				861660	1G			1.13			
			294.2 - 294.5 Largest vein, clear qtz with silicified wallrock selvages. This vein appears to be 55 TCA, trace py as small blebs.	861661	291.5	292.5	1.0	<0.005			
				861662	292.5	293.0	0.5	<0.005			
				861663	293.0	294.0	1.0	<0.005			
			304.0 - 304.8 Interval with 5% py, 2% po blebs and coarse dissems in wallrock, between several small, cryptocrystalline qtz veins. Vein up to 1.5cm, 35-45 TCA.	861664	294.0	295.0	1.0	<0.005			
			Foliation 35 TCA here.	861665	295.0	296.0	1.0	<0.005			
				861666	296.0	297.0	1.0	<0.005			
				861667	297.0	298.0	1.0	<0.005			
			315.1 - 315.3 8cm qtz-carb-chl vein, 35 TCA. V. trace py as tiny blebs.	861668	298.0	299.0	1.0	<0.005			
				861669	299.0	300.0	1.0	<0.005			
				861670	300.0	301.0	1.0	<0.005			
317.7	331.2		Massive Basalts	861671	301.0	302.0	1.0	<0.005			
				861672	302.0	303.0	1.0	<0.005			
			Dark grey, fine grained, relatively fresh massive basalts with minor mafic hyaloclastite.	861673	BLANK			<0.005			
			Weak cal alt'n throughout, intermittent qtz-carb veinlets, insignificant. A few sporadic py blebs, and trace dissems locally.	861674	303.0	304.0	1.0	<0.005			
				861675	304.0	305.0	1.0	0.006			
				861676	305.0	306.0	1.0	<0.005			
			330.4 - 331.2 Gougy to blocky faulted zone, many vuggy qtz-Kspar-cal veins up to 1cm.	861677	306.0	307.0	1.0	<0.005			
			1% py blebs within wallrock. Fault seems to be 55-60 TCA.	861678	307.0	308.0	1.0	<0.005			
				861679	308.0	309.0	1.0	<0.005			
				861680	309.0	310.0	1.0	<0.005			
331.2	351.0		Intermediate to Mafic Pyroclastics	861681	310.0	311.0	1.0	<0.005			
				861682	311.0	312.0	1.0	<0.005			
			Med to pale green, epi-carb alt'd, intermediate to mafic pyroclastics. Intermittent small qtz-carb veins at variable orientations, up to 1cm. Small amount of qtz eyes (left over from epi alt'n). Clast size variable, but generally lapilli tuff. Variolitic zones, sporadic.	861683	312.0	313.0	1.0	<0.005			
				861684	313.0	314.0	1.0	<0.005			
				861685	314.0	315.0	1.0	<0.005			
				861686	4D			3.831			
			331.4 - 333.7 Intermittent clear, cryptocrystalline qtz ±carb-chl veins, typically 40 TCA, up to 35cm. Nil to trace sulphides within veins, up to 2% py blebs in silicified wallrock.	861687	315.0	315.7	0.7	<0.005			
			Veins typically 2-5cm thick.	861688	315.7	316.5	0.8	<0.005			
				861689	316.5	317.5	1.0	<0.005			
				861690	317.5	318.5	1.0	0.009			
			349.3 2cm qtz-carb-chl vein, 30 TCA. No visible sulphides.	861691	318.5	319.1	0.6	<0.005			
				861692	319.1	320.0	0.9	0.058			
			349.4 - 349.6 8cm qtz-carb-chl vein, 25 TCA. Trace py as thin fracture coatings.	861693	320.0	321.0	1.0	<0.005			
				861694	321.0	322.0	1.0	<0.005			
			350.0 - 350.4 12 cm qtz-carb-chl vein, 25 TCA. Trace py as thin fracture coatings.	861695	322.0	323.0	1.0	<0.005			
				861696	323.0	324.0	1.0	<0.005			
				861697	8A			8.288			
			351.0 END OF HOLE	861698	324.0	325.0	1.0	<0.005			
				861699	325.0	326.0	1.0	<0.005			
				861700	326.0	327.0	1.0	<0.005			
				861701	327.0	328.0	1.0	<0.005			
				861702	328.0	329.0	1.0	<0.005			
				861703	329.0	329.9	0.9	<0.005			
				861704	329.9	330.4	0.5	<0.005			
				861705	BLANK			<0.005			
				861706	330.4	331.4	1.0	<0.005			
				861707	331.4	332.0	0.6	<0.005			
				861708	332.0	333.0	1.0	<0.005			
				861709	333.0	334.0	1.0	<0.005			
				861710	334.0	335.0	1.0	<0.005			

From	To	Code	Description (Litho/Alt'n/Sulphides/Veining/Structure)	Sample Number	From	To	Interval	Au_FAA(ppm)	Au_Grav(ppm)	Au_PM(ppm)	Au_Ave (ppm)
			74.3-74.5 Set of quartz-tourm-calcite-chlorite veins at 40 to CA. Trace euhedral pyrite.	861304	108.0	109.0	1.0	0.626			
				861305	109.0	110.0	1.0	0.619			
			82.7-82.8 Epidote-quartz-kspar-tourm-calcite vein approx. 60 to CA. No visible sulfides.	861306	BLANK			<0.005			
				861307	110.0	111.0	1.0	0.05			
				861308	111.0	112.0	1.0	0.045			
				861309	112.0	112.7	0.7	0.446			
			90.0 - 105.3 Dark green grey basalt, weak pervasive sauss alt'n shows plag phyric texture.	861310	112.7	113.2	0.5	0.023			
			Intermittent qtz-cal-epi veins and highly variable orientations over interval.	861311	113.2	114.0	0.8	0.011			
			Nil to trace sulphides, generally.	861312	4D			3.587			
				861313	114.0	115.0	1.0	0.021			
			109.1 - 109.9 Silicified qtz ±cal±chl veined zone, multiple sets. Dominant vein 35 cm, 50 TCA.	861314	115.0	116.0	1.0	0.006			
			Subordinate set appears en echelon, 20 TCA. 3% py blebs over interval.	861315	116.0	117.0	1.0	<0.005			
				861316	134.0	135.0	1.0	<0.005			
			110.5 1cm qtz-tur vein, 40 TCA, trace py dissems in wallrock.	861317	135.0	136.0	1.0	<0.005			
				861318	136.0	137.0	1.0	<0.005			
			113.4 - 114.0 Med grey, med grained diorite dyke . Weak foliation and contacts 35 TCA.	861319	137.0	138.0	1.0	0.006			
				861320	BLANK			<0.005			
			123.2 - 124.5 Dark grey, fine grained mafic dyke. Mod cal alt'n replacing what look like small amphibole needles. Upper contact 50 TCA, lower 60 TCA.	861321	138.0	139.0	1.0	0.005			
				861322	139.0	140.0	1.0	0.005			
				861323	140.0	141.0	1.0	<0.005			
				861324	141.0	142.0	1.0	<0.005			
			135.3 - 139.0 Med grey, med grained diorite dyke . Both contacts faulted, 50 TCA, Generally blocky proximal to upper contact and within dyke.	861325	142.0	142.9	0.9	<0.005			
			Several qtz-cal-chl veins within dyke, barren, variably oriented. Seems to be qtz an granitoid inclusions within dyke, up to several cms.	861326	142.9	143.3	0.4	<0.005			
			139.0 - 142.9 Blocky fine grained mafic volcanics, several fracture sets.								
			142.9 - 143.3 Dark grey, fine to medium grained diorite dyke . Blocky fracturing, especially at base of interval.								
			143.3 END OF HOLE								
			LOST HOLE IN BLOCKY DIORITE DYKE.								

From	To	Code	Description (Litho/Altn/Sulphides/Veining/Structure)	Sample Number	From	To	Interval	Au_FAA(ppm)	Au_Grav(ppm)	Au_PM(ppm)	Au_Ave (ppm)
				861366	73.0	74.0	1.0	0.006			
				861367	74.0	75.0	1.0	0.01			
			110.0 - 117.9 Intermittently qtz±carb±chl veined zone, veins up to 15cm. Orientations vary between 35 and 50 TCA. Typically 2% py blebs associated with veining, up to 4%. A dozen or so veins, largest at 111.0m and 117.7m.	861368	75.0	76.0	1.0	0.007			
				861369	BLANK			0.006			
				861370	76.0	77.0	1.0	0.009			
				861371	77.0	77.5	0.5	0.042			
			112.5 - 113.2 Med grey, medium grained diorite dyke . Weakly carb-chl alt'd. Contacts and foliation 50 TCA.	861372	77.5	78.0	0.5	0.035			
				861373	78.0	79.0	1.0	0.019			
				861374	79.0	80.0	1.0	<0.005			
			126.2 - 126.6 Dark grey, small mafic dyke , strong cal alt'n. Upper contact 60, lower 80 TCA.	861375	108.0	109.0	1.0	0.02			
				861376	4D			3.881			
			131.9 - 132.5 Med grey, fine to med grained diorite dyke . Strong cal alt'n. Upper contact 75 TCA, lower 70 TCA.	861377	109.0	110.0	1.0	0.008			
				861378	110.0	111.0	1.0	0.298			
				861379	111.0	111.5	0.5	0.544			
			136.5 - 139.5 Med grey green fine to med grained diorite dyke . Most of dyke is faulted, localized cal healed fault breccia. Intermittent carb veinlets, variable orientations. Upper contact 65 TCA, lower 55 TCA, faulted and cal veined.	861380	111.5	112.5	1.0	0.148			
				861381	112.5	113.2	0.7	<0.005			
				861382	113.2	113.8	0.6	0.012			
				861383	113.8	114.3	0.5	0.916			
			142.0 - 142.6 Brownish grey, weakly hem-cal alt'd diorite dyke . Upper contact 40 TCA, faulted (blocky). Lower contact 60 TCA. This is likely what precious hole stuck in.	861384	BLANK			<0.005			
				861385	114.3	115.0	0.7	0.199			
				861386	115.0	116.0	1.0	0.063			
				861387	116.0	116.4	0.4	0.059			
157.6	185.4		Pillowed Basalts	861388	116.4	117.4	1.0	<0.005			
				861389	117.4	117.9	0.5	<0.005			
			Dark green pillowed mafic flows with minor hyaloclastite. Weakly magnetic, very plain looking, next to no veining. Weak foliation 50 TCA.	861390	117.9	118.9	1.0	<0.005			
				861391	118.9	119.8	0.9	<0.005			
				861392	119.8	120.8	1.0	<0.005			
				861393	120.8	121.6	0.8	<0.005			
185.4	189.3		Exhalative bed	861394	184.0	185.0	1.0	<0.005			
				861395	1G			1.159			
			Dark grey to black, aphanitic sulphide-rich exhalative bed. 10% po and py as foliaform dissems (syngenetic) and blebs. Well developed foliation 50 TCA, generally. Mod to strongly magnetic.	861396	185.0	186.0	1.0	<0.005			
				861397	186.0	187.0	1.0	<0.005			
				861398	187.0	188.0	1.0	0.008			
				861399	188.0	189.0	1.0	0.008			
				861400	189.0	190.0	1.0	<0.005			
189.3	279.5		Massive Basalts	861401	190.0	191.0	1.0	<0.005			
				861402	191.0	192.0	1.0	<0.005			
			Dark green, weakly cal alt'd mafic basalts. Sporadic qtz-carb-chl veins at highly variable orientations, not too interesting.	861403	BLANK			<0.005			
				861404	192.0	193.0	1.0	<0.005			
				861405	193.0	194.0	1.0	<0.005			
			189.3 - 189.9 Med to darker grey, strongly cal-chl alt'd diorite dyke . Contacts convoluted, roughly 80 TCA.	861406	194.0	195.0	1.0	0.008			
				861407	195.0	196.0	1.0	<0.005			
				861408	196.0	197.0	1.0	<0.005			
			190.5 - 190.8 As above, contacts 75 TCA.	861409	197.0	198.0	1.0	<0.005			
				861410	198.0	198.9	0.9	<0.005			
			198.9 - 199.1 15 cm qtz-carb-chl vein, 40 TCA. Only v. trace po.	861411	198.9	199.4	0.5	<0.005			
				861412	199.4	200.0	0.6	<0.005			
				861413	200.0	201.0	1.0	<0.005			
			206.0 - 213.0 intermittent qtz-cal-chl veins up to 30cm. Nil to v. trace sulphides visible. Though somewhat variable, most of veins at 45 TCA.	861414	201.0	202.0	1.0	<0.005			
				861415	8A			8.382			
				861416	202.0	203.0	1.0	<0.005			
			206.0 - 206.4 Largest qtz-cal-chl vein, 30cm, 45 TCA.	861417	203.0	204.0	1.0	<0.005			
				861418	204.0	205.0	1.0	<0.005			
				861419	205.0	206.0	1.0	<0.005			
			212.0 - 213.0 Qtz-cal-chl veining up to 20cm, attitudes more variable here.	861420	206.0	206.5	0.5	<0.005			
				861421	206.5	207.0	0.5	<0.005			
				861422	207.0	207.7	0.7	<0.005			
				861423	207.7	208.5	0.8	<0.005			
				861424	BLANK			<0.005			
				861425	208.5	209.5	1.0	<0.005			
			238.1 - 250.6 Intermittent qtz-carb-chl veins, up to 30cm, within weak to locally strong	861426	209.5	210.5	1.0	<0.005			

From	To	Code	Description (Litho/Altn/Sulphides/Veining/Structure)	Sample Number	From	To	Interval	Au_FAA(ppm)	Au_Grav(ppm)	Au_PM(ppm)	Au_Ave (ppm)
			pervasively silicified massive basalts. Alt'n only significant proximal to qtz veins.	861427	210.5	211.0	0.5	<0.005			
				861428	211.0	212.0	1.0	<0.005			
			240 - 240.1 4 cm qtz vein, 55 TCA. 2% py blebs within smaller associated vein.	861429	212.0	213.0	1.0	<0.005			
				861430	213.0	214.0	1.0	<0.005			
			240.9 As above, 50 TCA.	861431	214.0	215.0	1.0	<0.005			
				861432	4D			3.828			
			245.7 3cm qtz vein, 35 TCA. 0.5% py within wallrock, as small blebs.	861433	215.0	216.0	1.0	<0.005			
				861434	237.0	238.0	1.0	<0.005			
			246.0 - 247.0 Qtz-carb-chl-bt veining for 1m, several subordinate veins	861435	238.0	239.0	1.0	<0.005			
			and largest 35 wide. Orientations variable, anywhere from parallel TCA to	861436	239.0	240.0	1.0	<0.005			
			35 TCA. Essentially vein breccia, with wallrock v. strongly silicified.	861437	240.0	241.0	1.0	<0.005			
			1% py as blebs and veinlet fillings, trace to 0.5% po as sporadic blebs.	861438	241.0	242.0	1.0	<0.005			
			Vein generally 30 TCA.	861439	242.0	243.0	1.0	<0.005			
				861440	243.0	244.0	1.0	<0.005			
			250.5 4cm qtz vein, 40 TCA. 2% py as med blebs along vein margins.	861441	244.0	245.0	1.0	<0.005			
				861442	245.0	246.0	1.0	<0.005			
			260.6 3cm qtz-cal-chl-epi vein, 25 TCA. Trace py associated.	861443	246.0	247.0	1.0	<0.005			
				861444	BLANK			<0.005			
			263.3 3cm qtz-carb-chl-epi vei, 50 TCA. 1.5% py dissems in wallrock.	861445	247.0	248.0	1.0	<0.005			
				861446	248.0	249.0	1.0	<0.005			
			265.3 - 265.7 Grey green, strongly chl-carb alt'd diorite dyke . 0.5% py dissems.	861447	249.0	250.0	1.0	<0.005			
			Intermittent carb veinlets.Upper contact 45 TCA, lower convoluted.	861448	250.0	251.0	1.0	<0.005			
				861449	251.0	252.0	1.0	<0.005			
			265.8 - 267.6 As above, but larger. Upper contact 60, lower 35 TCA. Up to 1% py, locally.	861450	252.0	253.0	1.0	<0.005			
				861451	253.0	254.0	1.0	<0.005			
			267.6 - 283.0 Generally 1% py dissems over this interval, crosses lithologies.	861452	254.0	255.0	1.0	0.013			
				861453	1G			1.098			
			272.4 - 273.1 Small sheared zone, generally mod silicified. Sheeted qtz-carb-mgt veining	861454	255.0	256.0	1.0	<0.005			
			within. 8% py small to larger blebs, foliaform for most part. 5% mgt.	861455	256.0	257.0	1.0	<0.005			
			Veining and foliation 30 TCA	861456	257.0	258.0	1.0	<0.005			
				861457	258.0	259.0	1.0	0.007			
				861458	259.0	260.0	1.0	<0.005			
279.5	288.9		Dacite	861459	260.0	261.0	1.0	0.006			
				861460	261.0	262.0	1.0	0.006			
			Med grey green, feldspar phyrlic, weakly carb alt'd dacite. Qtz eyes readily apparent, locally,	861461	262.0	263.0	1.0	0.007			
			up to 10%, but generally 5%. Weak foliation, 45 TCA, generally. Lower contact 55 TCA,	861462	263.0	264.0	1.0	0.006			
			8 cm qtz -chl vein at lower conact, 50 TCA.	861463	264.0	265.0	1.0	<0.005			
				861464	BLANK			0.008			
288.9	336.8		Massive Basalts	861465	265.0	265.8	0.8	0.006			
				861466	265.8	266.8	1.0	0.008			
			Dark grey to dark green grey, variably carb alt'd massive basalts with minor associated	861467	266.8	267.6	0.8	0.006			
			flow-top breccia. Sporadic carb-epi veinlets throughout, insignificant. Not very interesting.	861468	267.6	268.5	0.9	0.007			
				861469	268.5	269.0	0.5	0.006			
			302.5 - 302.7 Small, grey green, mod carb-chl alt'd diorite dyke . Upper contact	861470	269.0	270.0	1.0	0.007			
			convoluted, lower 45 TCA.	861471	270.0	271.0	1.0	0.012			
				861472	271.0	271.7	0.7	<0.005			
			@332.5 Massive mafic volcanics very fine grained, mod foliation 55 TCA.	861473	271.7	272.4	0.7	0.005			
				861474	272.4	273.1	0.7	0.005			
				861475	273.1	274.0	0.9	0.459			
336.8	351.0		Mafic Volcanic Breccia	861476	274.0	275.0	1.0	0.008			
				861477	275.0	276.0	1.0	0.007			
			Dark grey with slight purplish tinge, locally, basaltic andesite volcanic breccia. Clasts are	861478	8A			8.193			
			up to several cms, but most are about 1cm. Clasts are very angular to sub-rounded, with	861479	276.0	277.0	1.0	0.007			
			long axes at variable orientations. Seems to be monomictic, but many clasts are either	861480	277.0	278.0	1.0	0.007			
			silicified or mgt alt'd. Weak foliation 55 TCA, unit is mod magnetic. No visible sulphides.	861481	278.0	279.0	1.0	0.006			
			Strong pervasive cal alt'n.	861482	279.0	280.0	1.0	<0.005			
				861483	280.0	281.0	1.0	0.005			
				861484	281.0	282.0	1.0	<0.005			
				861485	282.0	283.0	1.0	0.008			
			347.9 - 348.6 Dark green, dacite interbed . Contact 50 TCA, generally foliation parallel.	861486	283.0	284.0	1.0	<0.005			
			V. weak epi-qtz alt'n, locally.	861487	BLANK			0.008			

From	To	Code	Description (Litho/Alt'n/Sulphides/Veining/Structure)	Sample Number	From	To	Interval	Au_ppb	Au_opt	Au_gpt	Au_Ave (ppm)
			56.8 - 57.1 As above, contacts 50 TCA..	18680	93.0	94.0	1.0	<5	<0.001	<0.005	
				18681	94.0	95.0	1.0	<5	<0.001	<0.005	
				18682	95.0	96.0	1.0	<5	<0.001	<0.005	
63.6	71.4		Mafic Volcanics	18683	96.0	97.0	1.0	<5	<0.001	<0.005	
				18684	97.0	98.0	1.0	<5	<0.001	<0.005	
			Dark to medium green, typically augite phyric, massive basalts. Strong chl alt'n, localized weak epi. Intermittent small qtz-carb veins. Lower contact gradational.	18685	98.0	99.0	1.0	<5	<0.001	<0.005	
				18686	99.0	100.0	1.0	<5	<0.001	<0.005	
				18687	100.0	101.0	1.0	<5	<0.001	<0.005	
			69.4 5cm qtz-carb-tur vein, 50 TCA. Trace py along selvages.	18688	101.0	102.0	1.0	<5	<0.001	<0.005	
				18689	102.0	103.0	1.0	<5	<0.001	<0.005	
71.4	72.3		Pebble Conglomerate	18690	103.0	104.0	1.0	<5	<0.001	<0.005	
				18691	104.0	105.0	1.0	<5	<0.001	<0.005	
				18692	105.0	106.0	1.0	<5	<0.001	<0.005	
			Med grey green, polymictic pebble conglomerate, minor volcanic interbeds. Lower contact has 12cm of qtz bedding parallel qtz veining, 5% po over 15cm.	18693	106.0	107.0	1.0	<5	<0.001	<0.005	
				18694	107.0	108.0	1.0	<5	<0.001	<0.005	
				18695	108.0	109.0	1.0	<5	<0.001	<0.005	
72.3	109.8		Argillite	18696	109.0	110.0	1.0	<5	<0.001	<0.005	
				18697	110.0	111.0	1.0	<5	<0.001	<0.005	
			Black to dark grey, aphanitic argillite. Minor siltstone interbeds, bedding typically 40 TCA. Sediments exhibit foliaform silicification proximal to volcanics interbeds.	18698	111.0	111.7	0.7	<5	<0.001	<0.005	
				18699	111.7	112.2	0.5	<5	<0.001	<0.005	
				18700	112.2	113.0	0.8	<5	<0.001	<0.005	
			73.8 - 76.5 Med green, mod cal alt'd, mod foliated mafic volcanic interbed (flow, massive). Foliation and contacts bedding parallel.	18701	113.0	114.0	1.0	108	0.003	0.108	
				18702	114.0	115.0	1.0	<5	<0.001	<0.005	
				18703	115.0	116.0	1.0	<5	<0.001	<0.005	
			77.2 - 82.2 Several intermittent zones of qtz-carb-chl-po vein breccia zones. Many veins are boudinnaged and general strong shear fabric, locally, that is bedding parallel. Po abundance varies from 8% over 60cm to 3% over 60cm.	18704	116.0	117.0	1.0	<5	<0.001	<0.005	
				18705	117.0	118.0	1.0	<5	<0.001	<0.005	
				18706	BLANK			5	<0.001	0.005	
				18707	118.0	119.0	1.0	<5	<0.001	<0.005	
			83.5 - 84.1 Pale grey green, fine grained, weakly carb alt'd int. dyke. Upper contact and foliation 40 TCA, lower contact 50 TCA.	18708	119.0	120.0	1.0	<5	<0.001	<0.005	
				18709	4D			3784	0.11	3.784	
				18710	120.0	121.0	1.0	6	<0.001	0.006	
			93.2 - 93.4 Med green, finegrained strongly chl alt'd mafic volcanic interbed.. Contact and foliation 35 TCA.	18711	121.0	122.0	1.0	<5	<0.001	<0.005	
				18712	122.0	123.0	1.0	<5	<0.001	<0.005	
				18713	123.0	124.0	1.0	<5	<0.001	<0.005	
			95.7 - 96.6 As above.	18714	124.0	125.0	1.0	<5	<0.001	<0.005	
				18715	125.0	126.0	1.0	<5	<0.001	<0.005	
			104.5 6cm qtz-carb-tur vein, 50 TCA, no visible sulphides.	18716	8A			8196	0.239	8.196	
				18717	126.0	127.0	1.0	<5	<0.001	<0.005	
			106.3 1cm qtz-carb vein, 50 TCA, 1% po along selvages.	18718	127.0	128.0	1.0	<5	<0.001	<0.005	
				18719	8A			7779	0.227	7.779	
			108.1 - 108.7 Qtz-carb-chl-po vein breccia, roughly 45 TCA. 5% po along breccia selvages.	18720	128.0	129.0	1.0	<5	<0.001	<0.005	
				18721	129.0	130.0	1.0	<5	<0.001	<0.005	
			109.4 5cm qtz-carb-tur vein, 50 TCA, trace py dissems.	18722	130.0	131.0	1.0	<5	<0.001	<0.005	
				18723	131.0	132.0	1.0	<5	<0.001	<0.005	
109.8	113.9		Sandstone	18724	132.0	133.0	1.0	<5	<0.001	<0.005	
				18725	1G			1063	0.031	1.063	
			Med to darker green grey, fine grained, massive sandstone interbed. Contacts roughly bedding parallel, 35 TCA.	18726	133.0	134.0	1.0	<5	<0.001	<0.005	
				18727	1G			1196	0.035	1.196	
				18728	134.0	135.0	1.0	<5	<0.001	<0.005	
			111.8 5cm qtz-carb vein, 80 TCA.	18729	135.0	136.0	1.0	<5	<0.001	<0.005	
				18730	183.0	183.7	0.7	<5	<0.001	<0.005	
				18731	183.7	184.2	0.5	<5	<0.001	<0.005	
113.9	127.0		Siltstone	18732	184.2	184.7	0.5	<5	<0.001	<0.005	
				18733	184.7	185.5	0.8	<5	<0.001	<0.005	
			Dark grey, fine grained siltstone with 50% interbeds of fine sandstone and pebble conglomerate. Well defined bedding, 30-35 TCA. Trace to 0.5% diagenetic foliaform po blebs.	18734	185.5	186.0	0.5	<5	<0.001	<0.005	
				18735	186.0	187.0	1.0	5	<0.001	0.005	
				18736	187.0	187.8	0.8	<5	<0.001	<0.005	
			117.0 - 121.3 Med green, relatively fine grained dacite interbed. Upper contact gradational, bedding/foliation parallel, 35 TCA.	18737	187.8	188.4	0.6	<5	<0.001	<0.005	
				18738	188.4	189.3	0.9	<5	<0.001	<0.005	
				18739	189.3	190.0	0.7	<5	<0.001	<0.005	
			117.0 - 118.0 Weakly sheared gradational contact, 2% po over interval associated with	18740	190.0	191.0	1.0	<5	<0.001	<0.005	

From	To	Code	Description (Litho/Alt/Sulphides/Veining/Structure)	Sample Number	From	To	Interval	Au_ppb	Au_opt	Au_gpt	Au_Ave (ppm)
			intermittent boudinaged qtz veining, generally foliaform.	18741	191.0	192.0	1.0	<5	<0.001	<0.005	
				18742	192.0	192.5	0.5	<5	<0.001	<0.005	
			119.4 - 119.8 As above.	18743	4D			3646	0.106	3.646	
				18744	BLANK			Insufficient Sample			
			124.9 - 125.5 Small interbed of dacite, with qtz-carb-chl vein breccia, subparallel to foliation.	18745	192.5	193.2	0.7	<5	<0.001	<0.005	
			2% po blebs along vein margins	18746	193.2	194.0	0.8	<5	<0.001	<0.005	
				18747	194.0	195.0	1.0	<5	<0.001	<0.005	
				18748	282.5	283.5	1.0	<5	<0.001	<0.005	
127.0	212.1		Massive Dacite	18749	283.5	284.5	1.0	<5	<0.001	<0.005	
				18750	284.5	285.0	0.5	<5	<0.001	<0.005	
			Med to locally pale green grey, well foliated bt phyric massive dacite flows. Well developed foliation 30-35 TCA. Sporadic qtz-carb-tur-chl veins 1-8cm, barren.	18751	285.0	286.0	1.0	<5	<0.001	<0.005	
				18752	311.0	312.0	1.0	<5	<0.001	<0.005	
				18753	312.0	312.6	0.6	<5	<0.001	<0.005	
			133.0 - 133.1 6cm qtz-carb-chl vein, 65 TCA. Trace pydissems in dacite wallrock.	18754	312.6	313.1	0.5	<5	<0.001	<0.005	
				18755	313.1	314.0	0.9	<5	<0.001	<0.005	
			136.2 - 137.3 Med to dark green, weakly carb alt'd mafic volcanic interbed. Contacts sharp and sub-parallel to foliation. Upper 35 TCA, lower 25 TCA.	18756	314.0	315.0	1.0	<5	<0.001	<0.005	
				18757	315.0	316.0	1.0	<5	<0.001	<0.005	
				18758	316.0	317.0	1.0	5	<0.001	0.005	
			139.3 7cm qtz-carb vein, 65 TCA. No visible sulphides. Cross-cut by later carb vein, 20 TCA.	18759	317.0	318.0	1.0	<5	<0.001	<0.005	
				18760	318.0	319.0	1.0	<5	<0.001	<0.005	
			146.3 Small 10cm lamp dyke, contact 50 TCA.	18761	319.0	320.0	1.0	<5	<0.001	<0.005	
				18762	320.0	321.0	1.0	<5	<0.001	<0.005	
			151.9 - 155.9 Med to dark green, locally augite phyric mafic volcanic interbed. Several sporadic qtz-carb veins, typically foliaform (35 TCA).	18763	321.0	322.0	1.0	<5	<0.001	<0.005	
				18764	322.0	323.0	1.0	<5	<0.001	<0.005	
				18765	323.0	324.0	1.0	<5	<0.001	<0.005	
			153.9 - 154.2 Dark green grey fine grained mafic dyke. Upper contact 30 TCA, 5cm qtz-carb-tur vein, contact parallel, barren. Lower contact 45 TCA.	18766	324.0	325.0	1.0	<5	<0.001	<0.005	
				18767	325.0	326.0	1.0	<5	<0.001	<0.005	
				18768	326.0	327.0	1.0	<5	<0.001	<0.005	
			155.4 5cm qtz-carb tur vein, 50 TCA, barren.	18769	327.0	328.0	1.0	<5	<0.001	<0.005	
				18770	328.0	329.0	1.0	<5	<0.001	<0.005	
			163.6 - 165.5 Dark grey, fine grained, weakly bt phyric lamp dyke. Upper contact 75 TCA with 2cm qtz-carb vein. Lower contact 45 TCA.	18771	329.0	330.0	1.0	<5	<0.001	<0.005	
				18772	1G			1199	0.035	1.199	
				18773	BLANK			<5	<0.001	<0.005	
			171.6 - 172.5 Dark green grey, weak carb alt'd diorite dyke. Contacts and weak foliation, 55 TCA.	18774	330.0	331.0	1.0	<5	<0.001	<0.005	
				18775	331.0	332.0	1.0	<5	<0.001	<0.005	
			173.4 - 176.4 Med to dark green, weak carb alt'd mafic volcanic interbed. Strong foliation 35 TCA.	18776	332.0	332.5	0.5	<5	<0.001	<0.005	
				18777	332.5	333.0	0.5	<5	<0.001	<0.005	
			175.5 8 cm qtz-carb-tur vein, 65 TCA, barren.	18778	333.0	334.0	1.0	<5	<0.001	<0.005	
				18779	334.0	335.0	1.0	<5	<0.001	<0.005	
			187.4 - 187.6 Several large blebs of py and po, also as stringers. 3% py, 2% po over 20cm. Associated with tiny qtz-carb veinlets.	18780	335.0	336.0	1.0	<5	<0.001	<0.005	
				18781	4D			3942	0.115	3.942	
				18782	336.0	337.0	1.0	<5	<0.001	<0.005	
			189.9 Small carb bt vein, 55 TCA, 2% po within and in wallrock.	18783	337.0	338.0	1.0	<5	<0.001	<0.005	
				18784	338.0	339.0	1.0	<5	<0.001	<0.005	
			192.3 - 192.4 6cm x-cutting qtz-carb-tur-chl vein, 50 TCA. No visible sulphides	18785	339.0	340.0	1.0	<5	<0.001	<0.005	
				18786	340.0	341.0	1.0	<5	<0.001	<0.005	
			205.6 - 205.7 2% po as sporadic blebs	18787	341.0	342.0	1.0	<5	<0.001	<0.005	
				18788	8A			7766	0.227	7.766	
			210.0 3% po as foliaform stringer over 10cm.	18789	342.0	343.0	1.0	<5	<0.001	<0.005	
				18790	343.0	344.0	1.0	<5	<0.001	<0.005	
212.1	225.2		Mafic Volcanics	18791	344.0	345.0	1.0	<5	<0.001	<0.005	
				18792	345.0	345.7	0.7	<5	<0.001	<0.005	
			Dark green grey well foliated augite-phyric massive basalts. Only primary epi-carb veins and veinlets, sporadic. Upper contact 55 TCA, lower 65 TCA. Foliation 35 TCA.	18793	BLANK			<5	<0.001	<0.005	
				18794	345.7	346.7	1.0	<5	<0.001	<0.005	
				18795	361.0	362.0	1.0	<5	<0.001	<0.005	
				18796	362.0	363.0	1.0	<5	<0.001	<0.005	
				18797	363.0	363.8	0.8	<5	<0.001	<0.005	
				18798	363.8	364.6	0.8	<5	<0.001	<0.005	
225.2	380.8		Massive Dacite	18799	364.6	365.2	0.6	<5	<0.001	<0.005	
				18800	365.2	366.2	1.0	<5	<0.001	<0.005	
			Med grey green, well foliated massive dacite volcanics. Intermittent qtz-carb-epi veins towards	18801	366.2	367.0	0.8	<5	<0.001	<0.005	

From	To	Code	Description (Litho/Alt'n/Sulphides/Veining/Structure)	Sample Number	From	To	Interval	Au_ppb	Au_opt	Au_gpt	Au_Ave (ppm)
			top of unit, sporadic qtz±carb±chl±tur veins throughout, typically 2-6cm.	18802	367.0	368.0	1.0	<5	<0.001	<0.005	
				18803	368.0	369.0	1.0	<5	<0.001	<0.005	
			243.5 - 244.2 Dark grey, fine to med grained, bt phyric lamp dyke . Contacts 25 TCA.	18804	369.0	370.0	1.0	<5	<0.001	<0.005	
				18805	370.0	370.5	0.5	<5	<0.001	<0.005	
			284.6 5cm qtz-carb-chl vein, 65 TCA. No visible sulphides.	18806	370.5	371.4	0.9	<5	<0.001	<0.005	
				18807	371.4	372.0	0.6	<5	<0.001	<0.005	
			288.0 - 312.0 Intermittent qtz-carb-chl±tur veins, but small and completely barren. Variable orientations, but typically 60 TCA. Also intermittent epi-carb veins as well. Veins not significant looking, too small.	18808	372.0	373.0	1.0	<5	<0.001	<0.005	
				18809	373.0	374.0	1.0	<5	<0.001	<0.005	
				18810	4D			3790	0.111	3.79	
				18811	374.0	375.0	1.0	<5	<0.001	<0.005	
			312.0 - 344.0 Intermittent qtz-carb-chl±tur veins, barren, typically 60 TCA. Veins range from 1cm to 30cm, but typically 2-3 cm.	18812	375.0	376.0	1.0	<5	<0.001	<0.005	
				18813	376.0	377.0	1.0	<5	<0.001	<0.005	
				18814	377.0	378.0	1.0	<5	<0.001	<0.005	
			312.7 - 313.0 Large milky qtz vein with chl-carb-tur along selvages. No visible sulphides, 60 TCA.	18815	378.0	379.0	1.0	<5	<0.001	<0.005	
				18816	379.0	380.0	1.0	<5	<0.001	<0.005	
				18817	380.0	380.8	0.8	<5	<0.001	<0.005	
			313.8 4cm qtz-carb-tur vein, 55 TCA, no visible sulphides.	18818	380.8	381.6	0.8	<5	<0.001	<0.005	
				18819	381.6	382.6	1.0	<5	<0.001	<0.005	
			326.2 4cm qtz-carb vein, 60 TCA, barren.	18820	411.0	412.0	1.0	<5	<0.001	<0.005	
				18821	BLANK			<5	<0.001	<0.005	
			332.5 - 332.7 16cm qtz-carb-chl-tur vein with minor vein breccia, 70 TCA. Trace to 0.5% py dissems in weakly silicified wallrock.	18822	412.0	412.6	0.6	<5	<0.001	<0.005	
				18823	412.6	413.6	1.0	<5	<0.001	<0.005	
				18824	413.6	414.0	0.4	<5	<0.001	<0.005	
			339.0 - 340.0 Dark grey, weakly carb alt'd mafic dyke . Contact and v. weak foliation, 50 TCA. Trace to 0.5% py dissems.	18825	414.0	415.0	1.0	<5	<0.001	<0.005	
				18826	415.0	416.0	1.0	5	<0.001	0.005	
				18827	416.0	417.0	1.0	7	<0.001	0.007	
			340.3 7cm qtz-carb-chl vein, 70 TCA. No visible sulphides.	18828	417.0	418.0	1.0	<5	<0.001	<0.005	
				18829	418.0	419.0	1.0	6	<0.001	0.006	
			340.7 5cm qtz-carb vein, 70 TCA, no visible sulphides.	18830	419.0	420.0	1.0	10	<0.001	0.01	
				18831	420.0	421.0	1.0	<5	<0.001	<0.005	
			341.1 - 341.2 8cm qtz-carb-chl vein, 55 TCA. V. trace po within wallrock.	18832	421.0	422.0	1.0	6	<0.001	0.006	
				18833	422.0	423.0	1.0	7	<0.001	0.007	
			344.0 - 344.8 Dark grey fine grained mafic dyke . Upper contact 45 TCA, lower 35 TCA. Trace py as fine dissems.	18834	423.0	423.6	0.6	8	<0.001	0.008	
				18835	1G			1148	0.034	1.148	
				18836	423.6	424.5	0.9	7	<0.001	0.007	
			354.0 - 359.0 Many intermittent epi±qtz±carb veins and veinlets, cutting all over the place. Small amount of vein breccia locally.	18837	424.5	425.1	0.6	6	<0.001	0.006	
				18838	425.1	425.6	0.5	9	<0.001	0.009	
				18839	425.6	426.6	1.0	7	<0.001	0.007	
			361- 370.4 Still dacite, with mafic volcanic interbeds which are mod to strongly bt alt'd.	18840	426.6	427.6	1.0	<5	<0.001	<0.005	
				18841	427.6	428.2	0.6	<5	<0.001	<0.005	
			364.1 - 5cm qtz-carb-chl vein, 60 TCA. Strong bt alt'n along selvages, no visible sulphides.	18842	428.2	429.0	0.8	<5	<0.001	<0.005	
				18843	429.0	430.0	1.0	<5	<0.001	<0.005	
			365.8 - 366.1 Several subparallel qtz-carb-bt-chl veins, generally 40 TCA. Strong bt alt'd selvages, 0.5% po and py along selvages as well, dissems and blebs.	18844	430.0	431.0	1.0	<5	<0.001	<0.005	
				18845	431.0	432.0	1.0	<5	<0.001	<0.005	
				18846	432.0	433.0	1.0	<5	<0.001	<0.005	
			369.5 - 370.0 Strong bt-chl alt'n, mod qtz-carb, 1% po dissems and blebs.	18847	433.0	433.7	0.7	<5	<0.001	<0.005	
				18848	433.7	434.5	0.8	<5	<0.001	<0.005	
			374.5 4cm qtz-carb-chl vein, 30 TCA, no visible sulphides.	18849	BLANK			<5	<0.001	<0.005	
				18850	434.5	435.0	0.5	<5	<0.001	<0.005	
			375.5 - 380.3 Strong intermittent epi veining discontinuous vein breccia. Veinlets and stringers proximal to vein breccia. No associated mineralization. Several intermittent qtz-carb-chl veins, barren.	18851	435.0	436.0	1.0	<5	<0.001	<0.005	
				18852	436.0	437.0	1.0	<5	<0.001	<0.005	
				18853	437.0	438.0	1.0	6	<0.001	0.006	
				18854	438.0	439.0	1.0	<5	<0.001	<0.005	
				18855	439.0	440.0	1.0	5	<0.001	0.005	
			378.6 8cm qtz vein, 50 TCA, barren.	18856	440.0	441.0	1.0	<5	<0.001	<0.005	
				18857	441.0	442.0	1.0	<5	<0.001	<0.005	
380.8	389.6		Pebble Conglomerate	18858	8A			8485	0.248	8.485	
				18859	442.0	443.0	1.0	<5	<0.001	<0.005	
			Med green grey, clast-supported pebble conglomerate. Clasts range from 1mm to 5cm, but typically 3-4mm. Strong bedding at 40 TCA, many of which are normally graded. Overall, unit grades normally moving towards the base. Weak pervasive chl alt'n	18860	443.0	444.0	1.0	<5	<0.001	<0.005	
				18861	444.0	445.0	1.0	<5	<0.001	<0.005	
				18862	445.0	446.0	1.0	6	<0.001	0.006	

From	To	Code	Description (Litho/Alt'n/Sulphides/Veining/Structure)	Sample Number	From	To	Interval	Au_ppb	Au_opt	Au_gpt	Au_Ave (ppm)
				18863	446.0	447.0	1.0	<5	<0.001	<0.005	
				18864	447.0	448.0	1.0	<5	<0.001	<0.005	
389.6	451.2		Mafic Volcanics	18865	448.0	449.0	1.0	<5	<0.001	<0.005	
				18866	449.0	450.0	1.0	<5	<0.001	<0.005	
			Dark green, augite phyrlic, weakly foliated massive basalts. Strong chl alt'n generally, locally mod epi also. Foliation generally 40 TCA. Sporadic qtz-carb ±tur veins, 40-60 TCA.	18867	450.0	451.0	1.0	<5	<0.001	<0.005	
				18868	451.0	452.0	1.0	8	<0.001	0.008	
				18869	452.0	453.0	1.0	<5	<0.001	<0.005	
			400.6 3 cm qtz--tur-carb vein, 45 TCA, barren.	18870	BLANK			5	<0.001	0.005	
				18871	453.0	454.0	1.0	<5	<0.001	<0.005	
			403.0 5cm qtz-carb-tur vein, 45 TCA, barren.	18872	454.0	455.0	1.0	<5	<0.001	<0.005	
				18873	455.0	456.0	1.0	6	<0.001	0.006	
			413.4 - 433.7 Weak to strong bt-cal-ank-chl alt'd zone, locally semi-pervasive but commonly as porphyroblasts and occasionally small stringers.	18874	456.0	457.0	1.0	<5	<0.001	<0.005	
				18875	457.0	458.0	1.0	<5	<0.001	<0.005	
				18876	458.0	459.0	1.0	<5	<0.001	<0.005	
			422.8 - 424.4 Med to darker grey, fine grained, weakly silicified intermediate dyke. Upper contact indiscernible, lower contact veined.	18877	459.0	460.0	1.0	19	<0.001	0.019	
				18878	460.0	461.0	1.0	6	<0.001	0.006	
				18879	461.0	462.0	1.0	68	0.002	0.068	
			424.1 - 424.5 Large qtz-carb-tur-chl vein, roughly 40 TCA. Minor vein breccia, wallrock strongly bt alt'd, with typically 2% po dissems and blebs in hanging wall. 1% po in vein, mostly along vein and breccia clast selvages.	18880	462.0	463.0	1.0	5	<0.001	0.005	
				18881	463.0	464.0	1.0	<5	<0.001	<0.005	
				18882	464.0	465.0	1.0	11	<0.001	0.011	
				18883	465.0	466.0	1.0	<5	<0.001	<0.005	
			424.4 - 427.2 Med grey, hard, bt phyrlic dacite interbed. Well foliated, 40 TCA, mod chl-carb-bt alt'd.	18884	1G				Insufficient Sample		
				18885	466.0	467.0	1.0	<5	<0.001	<0.005	
			425.1 - 425.5 Sheeted bt-cal-ank-tur-chl veins, with 3% po and 1% py over 30 cm. Veining subparallel to foliation.	18886	467.0	468.0	1.0	<5	<0.001	<0.005	
				18887	468.0	469.0	1.0	<5	<0.001	<0.005	
				18888	469.0	470.0	1.0	<5	<0.001	<0.005	
			427.8 - 428.7 Small pebble conglomerate interbed, weak bt-chl alt'n.	18889	470.0	471.0	1.0	5	<0.001	0.005	
				18890	471.0	472.0	1.0	<5	<0.001	<0.005	
			433.7 - 435.0 Mod to strong pervasive silica-carb-bt alt'n, foliation strong and 40 TCA.	18891	472.0	473.0	1.0	<5	<0.001	<0.005	
				18892	473.0	474.0	1.0	<5	<0.001	<0.005	
			434.1 3cm qtz vein, 45 TCA, barren, x-cutting foliation.	18893	474.0	475.0	1.0	<5	<0.001	<0.005	
				18894	475.0	476.0	1.0	5	<0.001	0.005	
			434.2 6cm white qtz vein, 45 TCA, minor tur component. No sulphides.	18895	4D			3836	0.112	3.836	
				18896	476.0	477.0	1.0	<5	<0.001	<0.005	
			434.7 2cm qtz-carb-chl vein, 50 TCA, no visible sulphides.	18897	477.0	478.0	1.0	<5	<0.001	<0.005	
				18898	478.0	479.0	1.0	<5	<0.001	<0.005	
				18899	479.0	480.0	1.0	<5	<0.001	<0.005	
			435.0 - 451.2 Dark green mafic volcanics, strong pervasive chl-cal alt'n, localized mod bt alt'n, but bt diminishing. Intermittent cal±qtz±epi veins, randomly oriented.	18900	480.0	481.0	1.0	<5	<0.001	<0.005	
				18901	481.0	482.0	1.0	<5	<0.001	<0.005	
				18902	482.0	483.0	1.0	<5	<0.001	<0.005	
			446.0 - 447.4 Dark grey, salt and pepper, strongly cal alt'd lamp dyke . Contacts 50 TCA, no visible foliation or sulphides.	18903	483.0	484.0	1.0	<5	<0.001	<0.005	
				18904	484.0	485.0	1.0	<5	<0.001	<0.005	
				18905	485.0	486.0	1.0	<5	<0.001	<0.005	
				18906	486.0	487.0	1.0	<5	<0.001	<0.005	
451.2	470.2		Intermediate pyroclastics	18907	487.0	488.0	1.0	<5	<0.001	<0.005	
				18908	488.0	489.0	1.0	<5	<0.001	<0.005	
			Med to dark grey, mod cal alt'd, mod foliated andesite pyroclastics with 15% massive interbeds. Pyroclastics range from ash tuff to volcanic breccia, matrix to nearly clast supported, poorly sorted. Intermittent qtz-cal±tur veins, typically 1cm. Foliation 35 TCA. Contacts mod bt alt'd, 50 TCA.	18909	489.0	490.0	1.0	5	<0.001	0.005	
				18910	490.0	491.0	1.0	<5	<0.001	<0.005	
				18911	491.0	492.0	1.0	<5	<0.001	<0.005	
				18912	492.0	493.0	1.0	11	<0.001	0.011	
				18913	493.0	494.0	1.0	8	<0.001	0.008	
				18914	494.0	495.0	1.0	8	<0.001	0.008	
				18915	495.0	496.0	1.0	6	<0.001	0.006	
470.2	501.0		Mafic Volcanics	18916	496.0	497.0	1.0	8	<0.001	0.008	
				18917	497.0	498.0	1.0	<5	<0.001	<0.005	
			Med to dark green, strongly epi-chl alt'd submarine volcanic basalts, massive and pillowed. Intermittent epi veins and veinlets, quite abundant. Several sporadic qtz-carb veins, often with bt alt'd selvages. Localized cal amygdules, foliation 30-35 TCA. Localized wk bt alt'n.	18918	498.0	499.0	1.0	<5	<0.001	<0.005	
				18919	499.0	500.0	1.0	10	<0.001	0.01	
				18920	500.0	501.0	1.0	8	<0.001	0.008	
			478.9 1.5cm qtz-carb vein, 30 TCA, barren. Wallrock strongly bt alt'd, 0.5% py as fine dissems.								

From	To	Code	Description (Litho/Alt/Sulphides/Veining/Structure)	Sample Number	From	To	Interval	Au_ppb	Au_opt	Au_gpt	Au_Ave (ppm)
			479.4 - 481.1 Weakly patchy bt alt'd interval, with sporadic po blebs, locally up to 4% over 10cm.								
			END OF HOLE 501m								

From	To	Code	Description (Litho/Alt'n/Sulphides/Veining/Structure)	Sample Number	From	To	Interval	Au_ppb	Au_opt	Au_gpt	Au_Ave (ppm)
			91.7 5cm qtz-cal-bt-chl vein, 30 TCA, 0.5% po as small blebs.	18960	223.1	223.9	0.8	577	0.017	0.577	
				18961	223.9	224.5	0.6	78	0.002	0.078	
			93.2 As above, but only trace py.	18962	224.5	225.0	0.5	1697	0.05	1.697	
				18963	225.0	226.0	1.0	9	<0.001	0.009	
			106.3 4cm qtz-carb-tur vein, 25 TCA, barren.	18964	226.0	227.0	1.0	7	<0.001	0.007	
				18965	227.0	228.0	1.0	6	<0.001	0.006	
				18966	228.0	229.0	1.0	7	<0.001	0.007	
161.7	197.9		Massive Basalts	18967	229.0	229.9	0.9	7	<0.001	0.007	
				18968	262.4	263.2	0.8	9	<0.001	0.009	
			Dark green to dark green grey, fine grained, massive mafic volcanics with, typically which some proportion of cal amyg. 20% intermediate volcanic (andesite) interbeds, foliation parallel, also typically cal amygdaloidal. Foliation 35 TCA.	18969	4D			3723	0.109	3.723	
				18970	263.2	264.0	0.8	7	<0.001	0.007	
				18971	264.0	264.5	0.5	6	<0.001	0.006	
				18972	264.5	265.5	1.0	7	<0.001	0.007	
			170.5 4cm qtz-carb-tur vein, 40 TCA 0.5% py as fine dissems in wallrock.	18973	265.5	266.0	0.5	7	<0.001	0.007	
				18974	303.5	304.0	0.5	7	<0.001	0.007	
			180.6 3cm qtz-carb-tur vein, 40 TCA. 0.5% py as fine dissems in wallrock.	18975	304.0	305.0	1.0	7	<0.001	0.007	
				18976	305.0	305.5	0.5	6	<0.001	0.006	
			190.7 4cm qtz-carb-tur vein, 40 TCA, trace py along selvages.	18977	305.5	306.0	0.5	5	<0.001	0.005	
				18978	306.0	307.0	1.0	6	<0.001	0.006	
197.9	204.4		Intermediate pyroclastics	18979	307.0	308.0	1.0	5	<0.001	0.005	
				18980	308.0	309.0	1.0	6	<0.001	0.006	
			Med grey to grey green mod foliated intermediate pyroclastics. Grades from lapilli tuff to volcanic breccia moving down interval. Foliation 45 TCA, trace po as sporadic blebs.	18981	309.0	310.0	1.0	<5	<0.001	<0.005	
			Lower contact 40 TCA, upper 35, roughly foliation parallel. Localized weak epi alt'n.	18982	310.0	311.0	1.0	6	<0.001	0.006	
				18983	8A			8243	0.24	8.243	
				18984	311.0	311.6	0.6	5	<0.001	0.005	
			204.4 - 205.8 Ash tuff, base of unit.	18985	311.6	312.5	0.9	13	<0.001	0.013	
				18986	312.5	313.0	0.5	9	<0.001	0.009	
				18987	313.0	314.0	1.0	5	<0.001	0.005	
204.4	223.3		Massive Basalts	18988	314.0	315.0	1.0	5	<0.001	0.005	
				18989	315.0	316.0	1.0	7	<0.001	0.007	
			Med to dark green, weakly to mod pervasively epi alt'd, augite phyric massive basalts. Carb alt'n variable, generally mod. Weak foliation 40-45 TCA. Sporadic qtz-carb veinlets, randomly oriented.	18990	321.0	322.0	1.0	7	<0.001	0.007	
				18991	BLANK			8	<0.001	0.008	
				18992	322.0	322.6	0.6	7	<0.001	0.007	
				18993	322.6	323.5	0.9	7	<0.001	0.007	
			222.1 - 223.3 Large qtz-ank-bt-tur vein, 40-50 TCA, minor vn breccia at margins.	18994	323.5	324.0	0.5	<5	<0.001	<0.005	
			Trace po, py, sph, mb as small blebs, but very few sulphides.	18995	324.0	325.0	1.0	5	<0.001	0.005	
			Vein seems to be subparallel to foliation, along contact.	18996	325.0	326.0	1.0	<5	<0.001	<0.005	
				18997	326.0	327.0	1.0	<5	<0.001	<0.005	
223.3	231.0		Intermediate Volcanics	18998	327.0	328.0	1.0	<5	<0.001	<0.005	
				18999	328.0	329.0	1.0	<5	<0.001	<0.005	
			Med grey, fine grained well foliated massive andesite. Contacts foliation parallel, 40 TCA.	19000	329.0	330.0	1.0	<5	<0.001	<0.005	
				862001	330.0	331.0	1.0	<5	<0.001	<0.005	
			223.5 - 223.9 Two 2 cm qtz-arb-chl veins, 30 TCA, trace po-py blebs.	862002	331.0	332.0	1.0	<5	<0.001	<0.005	
				862003	332.0	332.9	0.9	<5	<0.001	<0.005	
			226.5 Rubble fault, 8cm, x-cutting foliation, roughly 50 TCA but hard to tell.	862004	332.9	333.4	0.5	<5	<0.001	<0.005	
				862005	333.4	334.0	0.6	<5	<0.001	<0.005	
231.0	420.0		Massive Basalts	862006	BLANK			<5	<0.001	<0.005	
				862007	334.0	335.0	1.0	<5	<0.001	<0.005	
			Dark green, fine grained massive basalts. Cal alt'n variable, but generally mod. Intermittent qtz-cal-chl veins, often foliaform but variable. Foliation 40 TCA. Localized weak epi alt'n, chl strong throughout. Several sporadic qtz-carb-epi veins and veinlets as well.	862008	335.0	336.0	1.0	<5	<0.001	<0.005	
				862009	336.0	337.0	1.0	<5	<0.001	<0.005	
				862010	337.0	338.0	1.0	<5	<0.001	<0.005	
				862011	338.0	339.0	1.0	46	0.001	0.046	
			262.4 - 266.0 Severeal intermittent foliaform qtz-carb-chl ±tur veins, 1 - 4cm, 35 TCA.	862012	339.0	340.0	1.0	6	<0.001	0.006	
			Up to 2% po and trace ccp.	862013	340.0	341.0	1.0	<5	<0.001	<0.005	
				862014	341.0	342.0	1.0	5	<0.001	0.005	
				862015	342.0	343.0	1.0	5	<0.001	0.005	
			305.0 - 315.0 Intermittent qtz-carb-chl-tur veins, a dozen or so, 1cm - 7cm. Trace po blebs typically, up to 2% po, trace ccp over 30cm, locally. Typically 45-60 TCA.	862016	343.0	344.0	1.0	6	<0.001	0.006	
				862017	344.0	345.0	1.0	<5	<0.001	<0.005	
				862018	345.0	346.0	1.0	<5	<0.001	<0.005	
				862019	346.0	347.0	1.0	<5	<0.001	<0.005	
			311.1 - 311.4 A couple qtz-carb-chl-tur veins, roughly 45 TCA, 2%po and trace ccp blebs	862020	1G			1194	0.035	1.194	

Premier Gold Mines Limited
DIAMOND DRILL LOG

DDH Number RG11010
Project Redgold
Length 627m
Started Feb 24/11
Completed 04/03/2011
Easting 527354
Northing 5654768
Elevation 380m
UTM Nad 83, Zone 15

REFLEX SURVEY TESTS					
Depth	Azimuth	Dip	Depth	Azimuth	Dip
51	140.3	-45.3	402	153	-23.9
102	144.9	-43.5	510	152.6	-22
201	143.6	-39.9	600	152	-19.4
300	137.7	-28.6	627	217	-19
303	149.7	-27.9			

Page 1 of 7

Logged By Rory Ritchie/Daana Magi
Grid Coord _____
Claim No. 4241772
Target(s) test intersection of Lake Shear with fold
Contractor Chibougamau
Comments For PG, NQ core, core stored at Esker Logging, RL.

From	To	Code	Description (Litho/Altn/Sulphides/Veining/Structure)	Sample Number	From	To	Interval	Au_ppb	Au_opt	Au_gpt	Au_Ave (ppm)
0.0	9.0		Casing	862051	47.0	48.0	1.0	<5	<0.001	<0.005	
				862052	48.0	49.0	1.0	<5	<0.001	<0.005	
9.0	69.4		Massive Basalt	862053	49.0	49.5	0.5	<5	<0.001	<0.005	
				862054	49.5	50.5	1.0	<5	<0.001	<0.005	
			Dark green, fine to medium grained (augite phyrlic, locally) mod foliated massive basalt. Strongly chl alt'd, mod to strong epi-sauss, no cal. Intermittent epi-carb±qtz veins, minor qtz-carb-chl-tur veining, locally. Lower contact and foliation 40 TCA.	862055	50.5	51.0	0.5	<5	<0.001	<0.005	
				862056	51.0	52.0	1.0	<5	<0.001	<0.005	
				862057	60.0	61.0	1.0	<5	<0.001	<0.005	
				862058	61.0	62.0	1.0	<5	<0.001	<0.005	
			9.0 - 11.5 Blocky fractured basalt, several chunks of qtz vein material.	862059	62.0	62.7	0.7	<5	<0.001	<0.005	
				862060	62.7	63.3	0.6	<5	<0.001	<0.005	
			21.8 Rubbly faulted/fractured zone, 5cm. 2 sets, 5 and 60 TCA.	862061	63.3	64.0	0.7	<5	<0.001	<0.005	
				862062	8A			8823	0.257	8.823	
			49.0 - 49.4 A couple qtz-carb-epi-tur veins, 2cm and 8cm, roughly 55 TCA, 1% py blebs.	862063	64.0	64.5	0.5	17	<0.001	0.017	
				862064	64.5	65.1	0.6	<5	<0.001	<0.005	
			62.7 - 64.3 Several intermittent qtz-carb-chl-tur veins, typically 55-60 TCA. Trace to 0.5%, 6-12 cm. po as small blebs along selvages and within wallrock.	862065	65.1	65.9	0.8	<5	<0.001	<0.005	
				862066	65.9	66.7	0.8	<5	<0.001	<0.005	
				862067	66.7	67.2	0.5	<5	<0.001	<0.005	
			65.9 - 66.7 Convoluted, and pervasively epi-carb-qtz veined interval, seemingly 40 TCA. Only v. trace po dissems within wallrock.	862068	67.2	68.0	0.8	<5	<0.001	<0.005	
				862069	75.0	75.7	0.7	<5	<0.001	<0.005	
				862070	75.7	76.5	0.8	<5	<0.001	<0.005	
				862071	76.5	77.2	0.7	<5	<0.001	<0.005	
69.4	247.4		Basaltic Andesite	862072	77.2	78.0	0.8	<5	<0.001	<0.005	
				862073	78.0	79.0	1.0	<5	<0.001	<0.005	
			Med grey to med grey green to dark grey green, fine grained, strongly foliated basaltic andesite.	862074	79.0	80.0	1.0	<5	<0.001	<0.005	
			Gradational contact with overlying basalts, foliation parallel at 40 TCA. Strong pervasive cal alt'n, weak chl, localized mod epi alt'n. Many foliaform carb±qtz veins throughout.	862075	80.0	81.0	1.0	6	<0.001	0.006	
			Cal-qtz amygdules vary in abundance.	862076	BLANK			10	<0.001	0.01	
				862077	81.0	82.0	1.0	<5	<0.001	<0.005	
				862078	82.0	83.0	1.0	<5	<0.001	<0.005	
			75.7 - ongoing Lots of cal±qtz foliaform vein and veinlets, localized qtz-carb-chl-tur veining.	862079	83.0	84.0	1.0	<5	<0.001	<0.005	
				862080	84.0	85.0	1.0	<5	<0.001	<0.005	
			86.8 5cm qtz-carb-chl vein, 65 TCA, 0.5% po blebs.	862081	85.0	86.0	1.0	<5	<0.001	<0.005	
				862082	86.0	87.0	1.0	6	<0.001	0.006	
			100.0 - 127.0 Intermittent foliaform bt-chl alt'n from here on, mod to strong but not pervasive.	862083	87.0	88.0	1.0	5	<0.001	0.005	
				862084	88.0	89.0	1.0	<5	<0.001	<0.005	
				862085	89.0	90.0	1.0	<5	<0.001	<0.005	
			110.1 - 110.7 Large qtz-bt-carb-chl vein, orientation not reliable, vein breccia at margins. No visible sulphides.	862086	90.0	91.0	1.0	<5	<0.001	<0.005	
				862087	91.0	92.0	1.0	<5	<0.001	<0.005	
				862088	92.0	93.0	1.0	<5	<0.001	<0.005	
			116.4 - 117.0 Large qtz-bt-carb vein, 25 TCA? 0.5% py blebs, pretty irregular.	862089	1G			1202	0.035	1.202	

From	To	Code	Description (Litho/Alt'n/Sulphides/Veining/Structure)	Sample Number	From	To	Interval	Au_ppb	Au_opt	Au_gpt	Au_Ave (ppm)
				862090	93.0	94.0	1.0	<5	<0.001	<0.005	
				862091	94.0	95.0	1.0	<5	<0.001	<0.005	
			119.2 - 119.6 Several qtz-bt-cal veins, subparallel to foliation, 50 - 55 TCA. Foliation	862092	95.0	96.0	1.0	<5	<0.001	<0.005	
			50 TCA here. 2% py along selvages, and as foliaform replacement in wallrock.	862093	96.0	97.0	1.0	<5	<0.001	<0.005	
			0.5 - 5cm.	862094	97.0	98.0	1.0	<5	<0.001	<0.005	
				862095	4D			3904	0.114	3.904	
			120.5 - 121.3 Strong foliaform bt alt'n over interval, trace foliaform py blebs.	862096	98.0	99.0	1.0	<5	<0.001	<0.005	
			Foliation 35-40 TCA.	862097	99.0	100.0	1.0	<5	<0.001	<0.005	
				862098	100.0	101.0	1.0	<5	<0.001	<0.005	
			130.0 - 130.2 15cm qtz-cal-chl-tur vein, 30 TCA, trace py blebs.	862099	101.0	102.0	1.0	<5	<0.001	<0.005	
				862100	102.0	103.0	1.0	<5	<0.001	<0.005	
			139.3 - 140.1 Three intermittent 6-10 cm qtz-cal-tur-bt veins, typically 50 TCA.	862101	103.0	104.0	1.0	<5	<0.001	<0.005	
				862102	104.0	105.0	1.0	<5	<0.001	<0.005	
			139.3 2% po blebs within 7cm vein.	862103	105.0	106.0	1.0	5	<0.001	0.005	
				862104	106.0	107.0	1.0	<5	<0.001	<0.005	
			148.0 3cm qtz-cal-chl-tur vein, 40 TCA, 1% py blebs along selvages.	862105	107.0	108.0	1.0	<5	<0.001	<0.005	
				862106	BLANK			<5	<0.001	<0.005	
			153.5 As above.	862107	108.0	109.0	1.0	<5	<0.001	<0.005	
				862108	109.0	110.0	1.0	<5	<0.001	<0.005	
			158.5 5cm qtz-bt-cal vein, can't discern orientation. No visible sulphides.	862109	110.0	110.8	0.8	<5	<0.001	<0.005	
				862110	110.8	111.6	0.8	<5	<0.001	<0.005	
			158.7 9cm qtz-cal-tur vein breccia, roughly 70 TCA. No visible sulphides.	862111	111.6	112.2	0.6	<5	<0.001	<0.005	
				862112	112.2	113.0	0.8	<5	<0.001	<0.005	
			162.4 9 cm qtz-chl-cal-bt sheeted vein, 40 TCA. 2% po and 1% py blebs.	862113	8A			8691	0.254	8.691	
				862114	113.0	114.0	1.0	<5	<0.001	<0.005	
			166.0 - 166.3 25cm qtz-cal-tur-chl vein, 70 TCA, but not sure. 1.5% py and 0.5% po	862115	114.0	114.9	0.9	<5	<0.001	<0.005	
			as small sporadic blebs in veins and along selvages.	862116	114.9	115.7	0.8	<5	<0.001	<0.005	
				862117	115.7	116.3	0.6	<5	<0.001	<0.005	
			171.9 - 172.7 Several med sized qtz-cal-chl-tur vein, quite irregular, perhaps 70 TCA.	862118	116.3	117.0	0.7	<5	<0.001	<0.005	
			75% vein material over 80cm. 1% py as sporadic blebs.	862119	117.0	118.0	1.0	<5	<0.001	<0.005	
				862120	118.0	119.0	1.0	<5	<0.001	<0.005	
			188.0 - 188.4 Med grey, med grained, strongly cal alt'd diorite dyke . Contacts 50 TCA.	862121	119.0	120.0	1.0	<5	<0.001	<0.005	
				862122	120.0	121.0	1.0	5	<0.001	0.005	
			188.9 - 189.4 As above.	862123	121.0	122.0	1.0	<5	<0.001	<0.005	
				862124	122.0	123.0	1.0	<5	<0.001	<0.005	
			194.3 - 194.5 As above, but contacts roughly 70 TCA.	862125	BLANK			<5	<0.001	<0.005	
				862126	123.0	124.0	1.0	6	<0.001	0.006	
			196.7 - 197.2 As above, contacts 60 TCA.	862127	124.0	125.0	1.0	<5	<0.001	<0.005	
				862128	125.0	126.0	1.0	<5	<0.001	<0.005	
			200.4 - 201.7 Med to darker grey, med grained, bt phyrlic lamp dyke . Contacts 45 TCA,	862129	126.0	127.0	1.0	<5	<0.001	<0.005	
			mod foliation 50 TCA. Trace py dissems.	862130	127.0	128.0	1.0	<5	<0.001	<0.005	
				862131	128.0	129.0	1.0	<5	<0.001	<0.005	
			202.2 - 202.6 As above, slightly finer grained.	862132	129.0	130.0	1.0	<5	<0.001	<0.005	
				862133	130.0	130.5	0.5	<5	<0.001	<0.005	
			214.3 4cm convoluted qtz-cal vein, orientation indiscernible., no visible sulphides.	862134	130.5	131.0	0.5	<5	<0.001	<0.005	
				862135	131.0	132.0	1.0	<5	<0.001	<0.005	
			217.5 - 217.8 20cm qtz-cal-bt-chl vein, 50 TCA, trace py and po as small sporadic blebs.	862136	132.0	133.0	1.0	<5	<0.001	<0.005	
				862137	1G			1175	0.034	1.175	
			240.1 5cm qtz-cal-chl vein, 40 TCA, trace py and po dissems along selvages.	862138	133.0	134.0	1.0	<5	<0.001	<0.005	
				862139	134.0	135.0	1.0	<5	<0.001	<0.005	
			244.4 - 244.6 15cm qtz-tur-cal vein, roughly 75 TCA. 1% py blebs along selvages.	862140	135.0	136.0	1.0	<5	<0.001	<0.005	
				862141	136.0	137.0	1.0	<5	<0.001	<0.005	
			246.9 - 247.4 3% py as subparallel stringers and blebs, lower contact of unit 40 TCA.	862142	137.0	138.0	1.0	<5	<0.001	<0.005	
				862143	138.0	139.0	1.0	<5	<0.001	<0.005	
247.4	410.6		Dacite lithic ash lapilli tuff	862144	139.0	140.0	1.0	<5	<0.001	<0.005	
				862145	140.0	141.0	1.0	<5	<0.001	<0.005	
			Grey to beige to brown, strongly silica-ser py alt'd matrix supported dacite tuff. Grades irregularly	862146	BLANK			<5	<0.001	<0.005	
			between ash to ash lapilli to lithic volcanic breccia, locally. Weak carb alt'n as well. 4-5% py as	862147	141.0	142.0	1.0	<5	<0.001	<0.005	
			semi-massive replacements and/or stringers. Bedding/Foliation 40-50 TCA, generally mod schistosity.	862148	142.0	143.0	1.0	<5	<0.001	<0.005	
			Locally completely chertified, very hard.	862149	143.0	144.0	1.0	<5	<0.001	<0.005	
				862150	144.0	145.0	1.0	<5	<0.001	<0.005	

From	To	Code	Description (Litho/Altn/Sulphides/Veining/Structure)	Sample Number	From	To	Interval	Au_ppb	Au_opt	Au_gpt	Au_Ave (ppm)
			249.0 - 250.0 Strong silica-ser, mod K and hem alt'n here, 25% py replacement over 1m.	862151	145.0	146.0	1.0	<5	<0.001	<0.005	
				862152	146.0	147.0	1.0	<5	<0.001	<0.005	
			253.1 4cm boudinnaged qtz-cal-chl vein, 4% py along selvages.	862153	147.0	148.0	1.0	<5	<0.001	<0.005	
				862154	148.0	149.0	1.0	<5	<0.001	<0.005	
			254.5 As above.	862155	149.0	150.0	1.0	6	<0.001	0.006	
				862156	150.0	151.0	1.0	8	<0.001	0.008	
			260.0 - 263.5 Mod to strongly sheared zone, strong silica-ser alt'd, silica intense locally.	862157	8A			8370	0.244	8.37	
			V. strong foliation in middle of zone 40 TCA. Intermittent foliaform qtz veins/replacements.	862158	151.0	152.0	1.0	52	0.002	0.052	
			5-6% py dissems, generally foliaform. Foliation at margins of shear closer to 55 TCA.	862159	152.0	153.0	1.0	<5	<0.001	<0.005	
				862160	153.0	154.0	1.0	<5	<0.001	<0.005	
			274.1 3cm clear qtz vein, 45 TCA, x-cutting foliation and py stringers. Barren.	862161	154.0	155.0	1.0	<5	<0.001	<0.005	
				862162	155.0	156.0	1.0	<5	<0.001	<0.005	
			274.9 5cm qtz vein, 45 TCA. 2% granular apy blebs and fillings, 0.5% py grains.	862163	156.0	157.0	1.0	<5	<0.001	<0.005	
			Wallrock strongly chertified.	862164	157.0	158.0	1.0	<5	<0.001	<0.005	
				862165	158.0	159.0	1.0	<5	<0.001	<0.005	
			283.0 - 283.3 Two subparallel clear qtz veins, 5 and 4cm. First vein convoluted, second 45 TCA.	862166	159.0	160.0	1.0	<5	<0.001	<0.005	
			Both barren.	862167	160.0	161.0	1.0	<5	<0.001	<0.005	
				862168	161.0	162.0	1.0	<5	<0.001	<0.005	
			288.0 - 290.3 Mod sheared, weak silica, v. strongly ser alt'd zone. Strong foliation 50 TCA.	862169	162.0	162.5	0.5	<5	<0.001	<0.005	
			7% py stringers, typically foliaform. 0.5% apy locally, as sporadic euhedral grains, rare.	862170	BLANK			Insufficient Sample			
				862171	162.6	163.4	0.8	<5	<0.001	<0.005	
			293.2 - 293.5 3cm convoluted clear qtz vein, orientation indiscernible. Trace py along selvages.	862172	163.4	164.0	0.6	7	<0.001	0.007	
				862173	164.0	165.0	1.0	9	<0.001	0.009	
			323.9 Typical py stringers along with large bleb of ccp.	862174	165.0	166.0	1.0	<5	<0.001	<0.005	
				862175	166.0	166.6	0.6	<5	<0.001	<0.005	
			333.0 - 374.0 Brown, ash to lithic ash lapilli tuff, locally qtz crystals. Foliation now 55 TCA,	862176	166.6	167.4	0.8	<5	<0.001	<0.005	
			5-8% py as semi-massive replacement. Strong ser, overprinted by v. strong silica. Very	862177	167.4	168.0	0.6	<5	<0.001	<0.005	
			hard, chertified rock. Several sporadic qtz-amethyst veinlets, variably oriented.	862178	168.0	169.0	1.0	<5	<0.001	<0.005	
			Intermittent clear qtz veins, typically 1cm, which are barren and x-cut py mineralization.	862179	169.0	170.0	1.0	<5	<0.001	<0.005	
			Veins often convoluted, boudinnaged, randomly oriented.	862180	170.0	171.0	1.0	<5	<0.001	<0.005	
				862181	171.0	171.9	0.9	<5	<0.001	<0.005	
			357.8 - 358.5 White bull qtz vein, roughly 40 TCA. Vein material itself is barren, but	862182	1G			1115	0.033	1.115	
			wallrock inclusions strongly py alt'd.	862183	171.9	172.7	0.8	<5	<0.001	<0.005	
				862184	172.7	173.4	0.7	<5	<0.001	<0.005	
			360.3 6cm white qtz vein, 40 TCA, barren.	862185	173.4	174.0	0.6	<5	<0.001	<0.005	
				862186	174.0	175.0	1.0	<5	<0.001	<0.005	
			374.0 - 389.8 Grey green, relatively fresh lithic ash tuff, strong ser alt'n localized, silica-py	862187	175.0	176.0	1.0	<5	<0.001	<0.005	
			alt'n v. weak, fi at all. 0.5% py blebs, stringers, minor replacements, overall.	862188	176.0	177.0	1.0	<5	<0.001	<0.005	
				862189	213.0	214.0	1.0	<5	<0.001	<0.005	
			379.0 - 380.0 Blocky fractured, weakly sheared zone. Dominant fault set subparallel	862190	214.0	214.5	0.5	<5	<0.001	<0.005	
			TCA. Locally 5% py over 10cm.	862191	214.5	215.5	1.0	<5	<0.001	<0.005	
				862192	215.5	216.5	1.0	<5	<0.001	<0.005	
			389.8 - 397.0 Dark brown grey, mod ser with v. strong silica overprint, chertified lithic ash volcanic	862193	216.5	217.4	0.9	<5	<0.001	<0.005	
			breccia. Large pumice clasts up to 12cm. 6% py throughout., typically replacing matrix.	862194	217.4	217.9	0.5	<5	<0.001	<0.005	
				862195	217.9	218.5	0.6	<5	<0.001	<0.005	
			396.5 - 396.8 Convoluted clear qtz vein, at low angle TCA.	862196	BLANK			<5	<0.001	<0.005	
				862197	218.5	219.0	0.5	<5	<0.001	<0.005	
			397.0 - 410.6 Variably ser alt'd, dark grey to tan lapilli tuff. Relatively fresh, unchertified.	862198	239.0	240.0	1.0	6	<0.001	0.006	
				862199	240.0	240.5	0.5	<5	<0.001	<0.005	
410.6	418.6		Massive Dacite	862200	240.5	241.0	0.5	<5	<0.001	<0.005	
				862201	241.0	242.0	1.0	<5	<0.001	<0.005	
			Med grey green, well foliated bti phyrlic massive dacite. Upper contact 50 TCA, foliation 55 TCA.	862202	242.0	243.0	1.0	<5	<0.001	<0.005	
			Generally barren of sulphides.	862203	243.0	244.0	1.0	<5	<0.001	<0.005	
				862204	BLANK			<5	<0.001	<0.005	
			410.6 - 412.7 Beige grey, strongly ser-silica-carb alt'd flow-top breccia.	862205	244.0	244.6	0.6	<5	<0.001	<0.005	
				862206	244.6	245.6	1.0	<5	<0.001	<0.005	
				862207	245.6	246.6	1.0	<5	<0.001	<0.005	
				862208	246.6	247.4	0.8	<5	<0.001	<0.005	
418.6	589.2		Massive Basalts	862209	247.4	248.0	0.6	<5	<0.001	<0.005	
				862210	248.0	249.0	1.0	<5	<0.001	<0.005	
			Dark grey, mod to strongly chl-epi, weakly ank alt'd massive submarine basalts.	862211	249.0	250.0	1.0	6	<0.001	0.006	

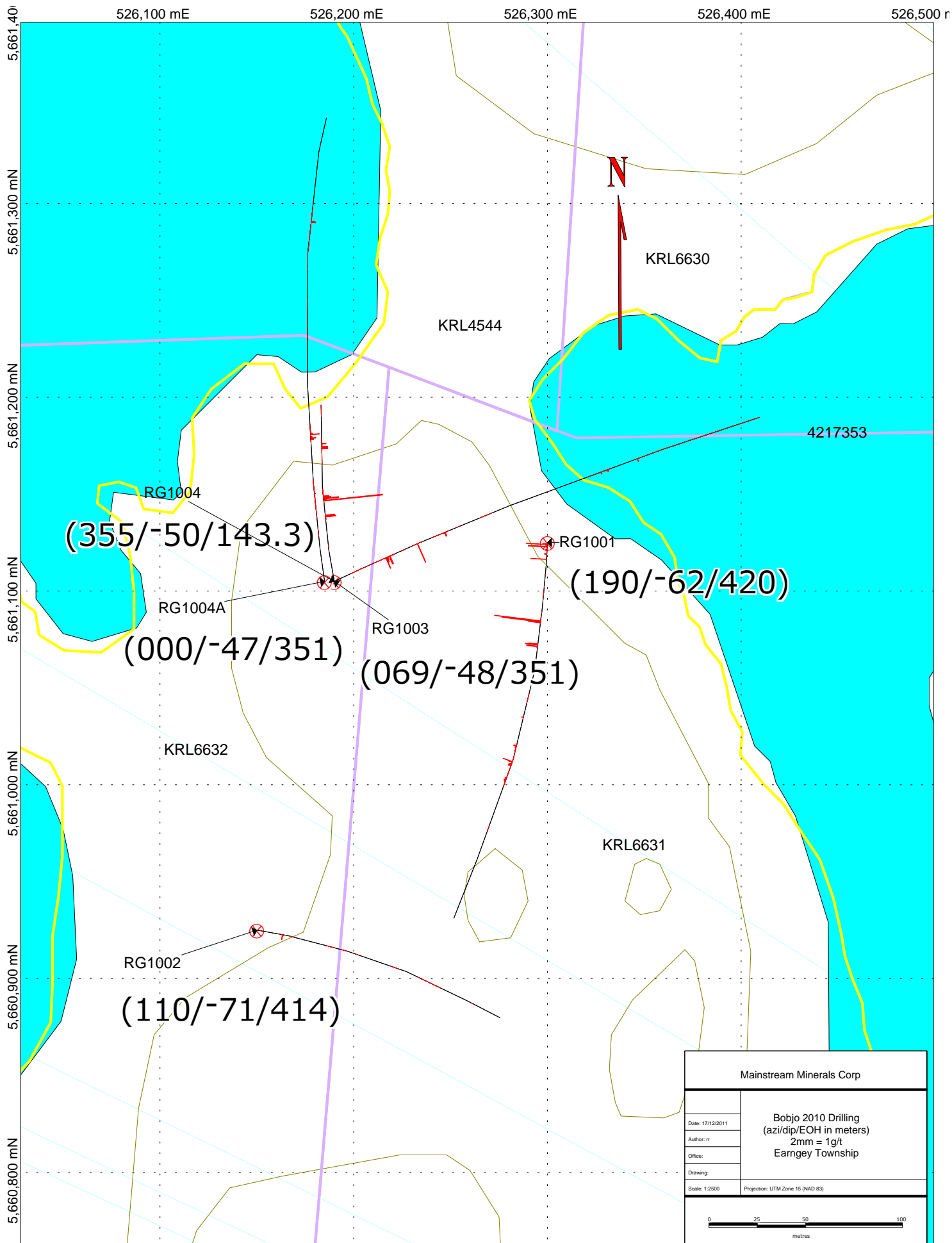
From	To	Code	Description (Litho/Altn/Sulphides/Veining/Structure)	Sample Number	From	To	Interval	Au_ppb	Au_opt	Au_gpt	Au_Ave (ppm)
			Upper contact sharp, not foliation parallel, 65 TCA. Trace to 0.5% sporadic py dissem and blebs. Foliation is weak to moderate between 30-45 to CA. Intermittent quartz-calcite-epidote veining at 30, 35 and 40 to CA.	862212	250.0	251.0	1.0	<5	<0.001	<0.005	
				862213	251.0	252.0	1.0	<5	<0.001	<0.005	
				862214	252.0	253.0	1.0	<5	<0.001	<0.005	
				862215	253.0	254.0	1.0	<5	<0.001	<0.005	
			425.3-429.0 Medium to coarse-grained chlorite-replaced augite phenocrysts in chlorite-epidote matrix. Foliation approx. 35 to CA and moderate.	862216	254.0	255.0	1.0	<5	<0.001	<0.005	
				862217	255.0	256.0	1.0	<5	<0.001	<0.005	
				862218	1G			1138	0.033	1.138	
			429.0-429.3 White and grey quartz vein with inclusions of chloritic volcanics. Quartz is fairly glassy. Lower contact at 25, upper contact at 40 to CA, both sharp. No visible sulfides.	862219	256.0	257.0	1.0	6	<0.001	0.006	
				862220	257.0	258.0	1.0	9	<0.001	0.009	
				862221	258.0	259.0	1.0	<5	<0.001	<0.005	
			429.0-479.9 Medium to coarse-grained chlorite-replaced augite within strongly epi-sericite altered volcanics, locally strong chlorite. Alteration is patchy. Foliation is moderate between 35-40 to CA.	862222	259.0	260.0	1.0	<5	<0.001	<0.005	
				862223	260.0	261.0	1.0	<5	<0.001	<0.005	
				862224	261.0	262.0	1.0	<5	<0.001	<0.005	
				862225	262.0	263.0	1.0	8	<0.001	0.008	
			438.25-438.3 Calcite vein at 40 to CA.	862226	263.0	264.0	1.0	10	<0.001	0.01	
				862227	4D			3906	0.114	3.906	
			441.6-442.4 Green-grey-beige mafic dyke. Fine-grained, strongly epidote-altered. Upper contact is sharp at 60 to CA, lower contact is more gradational, approx. 50 to CA, but hard to tell.	862228	264.0	265.0	1.0	25	<0.001	0.025	
				862229	265.0	266.0	1.0	81	0.002	0.081	
				862230	266.0	267.0	1.0	88	0.003	0.088	
				862231	267.0	268.0	1.0	34	<0.001	0.034	
			444.7-445.2 Fine-grained mafic dyke. Moderately epidote-sericite altered. Contacts are sharp approx. 70 to CA. Intermittent epidote veinlets randomly oriented.	862232	268.0	269.0	1.0	47	0.001	0.047	
				862233	269.0	270.0	1.0	22	<0.001	0.022	
				862234	270.0	271.0	1.0	6	<0.001	0.006	
			446.1-446.17 Calcite-ankerite-biotite-chlorite-Kspar vein at 60 to CA.	862235	271.0	272.0	1.0	9	<0.001	0.009	
				862236	272.0	273.0	1.0	17	<0.001	0.017	
			447.1-447.2 Rubbly fault approx. 60 to A.	862237	273.0	274.0	1.0	17	<0.001	0.017	
				862238	BLANK			<5	<0.001	<0.005	
			453.7-453.9 Faulted, approx. 20 to CA	862239	274.0	274.5	0.5	13	<0.001	0.013	
				862240	274.5	275.0	0.5	59	0.002	0.059	
			446.7-447.0 Dark grey mafic dyke. Fine-grained, weakly chlorite altered. Contacts sharp both at 40 to CA.	862241	275.0	276.0	1.0	48	0.001	0.048	
				862242	276.0	277.0	1.0	17	<0.001	0.017	
				862243	277.0	278.0	1.0	22	<0.001	0.022	
			457.5-457.7 Undulating pink quartz + epidote vein containing fine-grained tourm and minor sericite. No specific angle to CA.	862244	278.0	279.0	1.0	6	<0.001	0.006	
				862245	279.0	280.0	1.0	<5	<0.001	<0.005	
				862246	280.0	281.0	1.0	<5	<0.001	<0.005	
			462.1-463.0 Fine-grained dark grey-green mafic dyke. Weak to moderate chl-alt'n. Contacts sharp, upper at 50, lower at 60 to CA. Contains 3cm wide quartz-calcite vein at 50 to CA at 462.9m.	862247	281.0	282.0	1.0	<5	<0.001	<0.005	
				862248	282.0	283.0	1.0	<5	<0.001	<0.005	
				862249	8A			8048	0.235	8.048	
				862250	283.0	283.5	0.5	<5	<0.001	<0.005	
			471.8 Quartz-calcite-ankerite vein at 65 to CA. Barren.	862251	283.5	284.0	0.5	<5	<0.001	<0.005	
				862252	284.0	285.0	1.0	8	<0.001	0.008	
			479.9-579.8 Massive, fine-grained basalt. Moderate to strongly chlorite altered, weakly epidote altered, moderate calcite Foliation is weak to moderate 50-55 to CA. Trace dissem py.	862253	285.0	286.0	1.0	7	<0.001	0.007	
				862254	286.0	287.0	1.0	10	<0.001	0.01	
				862255	287.0	288.0	1.0	11	<0.001	0.011	
			483.0-485.4 Fine-grained lamp dyke. Medium-grained, subhedral py (2%) dissem. throughout. Contacts are sharp at 65 to CA. Very weakly foliated approx. 65 to CA.	862256	288.0	289.0	1.0	10	<0.001	0.01	
				862257	289.0	290.0	1.0	11	<0.001	0.011	
				862258	290.0	291.0	1.0	8	<0.001	0.008	
				862259	1G			1201	0.035	1.201	
			487.5-487.7 Quartz-calcite-epidote vein. Undulates around core.	862260	291.0	292.0	1.0	6	<0.001	0.006	
				862261	292.0	293.0	1.0	<5	<0.001	<0.005	
			199.5 3cm wide quartz-calcite vein at 50 to CA.	862262	293.0	294.0	1.0	8	<0.001	0.008	
				862263	294.0	295.0	1.0	9	<0.001	0.009	
			504.9 2cm wide quartz vein with calcite selvages at 55 to CA.	862264	295.0	296.0	1.0	7	<0.001	0.007	
				862265	296.0	297.0	1.0	9	<0.001	0.009	
				862266	297.0	298.0	1.0	5	<0.001	0.005	
				862267	298.0	299.0	1.0	<5	<0.001	<0.005	
			529.2-545.2 Increased strong calcite veining consistent through interval. Veins are foliaform and have a wispy texture. Foliation is 50-60 to CA. Fine to medium-grained py is dissem throughout the basalt (trace).	862268	299.0	300.0	1.0	8	<0.001	0.008	
				862269	300.0	301.0	1.0	10	<0.001	0.01	
				862270	301.0	302.0	1.0	<5	<0.001	<0.005	
				862271	302.0	303.0	1.0	7	<0.001	0.007	
			544.6-544.7 quartz-calcite vein at approx. 55 to CA contains fragments of	862272	BLANK			5	<0.001	0.005	

From	To	Code	Description (Litho/Altn/Sulphides/Veining/Structure)	Sample Number	From	To	Interval	Au_ppb	Au_opt	Au_gpt	Au_Ave (ppm)
			chlorite-altered basalt. Barren.	862273	303.0	304.0	1.0	6	<0.001	0.006	
				862274	304.0	305.0	1.0	7	<0.001	0.007	
579.8	589.2		Massive Dacite	862275	305.0	306.0	1.0	13	<0.001	0.013	
				862276	306.0	307.0	1.0	7	<0.001	0.007	
			Medium grey, biotite-phyric dacite. Biotite is very fine-grained in aphanitic to fg	862277	307.0	308.0	1.0	8	<0.001	0.008	
			groundmass. Intermittent quartz-calcite veins present and foliaform. Foliation is	862278	308.0	309.0	1.0	6	<0.001	0.006	
			consistently 65 to CA. 0.5-1% fine-grained disseminated py associated with chlorite whisps.	862279	309.0	310.0	1.0	<5	<0.001	<0.005	
			Moderate calcite and silica.	862280	310.0	311.0	1.0	<5	<0.001	<0.005	
				862281	311.0	312.0	1.0	7	<0.001	0.007	
				862282	312.0	313.0	1.0	8	<0.001	0.008	
589.2	627.0		Massive Basalts	862283	313.0	314.0	1.0	9	<0.001	0.009	
				862284	4D			3812	0.111	3.812	
			Medium green-grey, aphanitic to fine-grained basalt. Strongly silicified, moderate to strongly	862285	314.0	315.0	1.0	6	<0.001	0.006	
			epidote altered. Contains abundant wispy quartz-epidote ± calcite veins, and wider more	862286	315.0	316.0	1.0	<5	<0.001	<0.005	
			prominent quartz-calcite veins. Possibly few rare pillows, but hard to say for sure. Foliation is	862287	316.0	317.0	1.0	<5	<0.001	<0.005	
			very weak and hard to find, but approx. 40 to CA. Up to 1% py disseminated within basalt/local chlorite.	862288	317.0	318.0	1.0	6	<0.001	0.006	
				862289	318.0	319.0	1.0	<5	<0.001	<0.005	
			598.6-598.7 quartz-calcite-sericite vein at 75 to CA. Barren.	862290	319.0	320.0	1.0	<5	<0.001	<0.005	
				862291	320.0	321.0	1.0	16	<0.001	0.016	
			604.1-604.3 Wavy quartz-calcite vein wraps around core. Solid portion measures 80 to CA.	862292	321.0	322.0	1.0	10	<0.001	0.01	
				862293	322.0	323.0	1.0	5	<0.001	0.005	
			616.9-617.1 Quartz-calcite-biotite vein at 60 to CA. Faulted upper contact.	862294	323.0	324.0	1.0	<5	<0.001	<0.005	
				862295	8A			Insufficient Sample			
			618.0-618.7 Quartz-calcite vein at 65 to CA.	862296	324.0	325.0	1.0	6	<0.001	0.006	
				862297	325.0	326.0	1.0	23	<0.001	0.023	
				862298	326.0	327.0	1.0	<5	<0.001	<0.005	
				862299	327.0	328.0	1.0	<5	<0.001	<0.005	
				862300	328.0	329.0	1.0	8	<0.001	0.008	
				862301	329.0	330.0	1.0	<5	<0.001	<0.005	
				862302	330.0	331.0	1.0	<5	<0.001	<0.005	
				862303	331.0	332.0	1.0	<5	<0.001	<0.005	
				862304	332.0	333.0	1.0	<5	<0.001	<0.005	
				862305	333.0	334.0	1.0	8	<0.001	0.008	
				862306	334.0	335.0	1.0	23	<0.001	0.023	
				862307	335.0	336.0	1.0	8	<0.001	0.008	
				862308	336.0	337.0	1.0	5	<0.001	0.005	
				862309	1G			1212	0.035	1.212	
				862310	337.0	338.0	1.0	11	<0.001	0.011	
				862311	338.0	339.0	1.0	<5	<0.001	<0.005	
				862312	339.0	340.0	1.0	<5	<0.001	<0.005	
				862313	340.0	341.0	1.0	<5	<0.001	<0.005	
				862314	341.0	342.0	1.0	<5	<0.001	<0.005	
				862315	342.0	343.0	1.0	7	<0.001	0.007	
				862316	343.0	344.0	1.0	5	<0.001	0.005	
				862317	344.0	345.0	1.0	9	<0.001	0.009	
				862318	345.0	346.0	1.0	6	<0.001	0.006	
				862319	346.0	347.0	1.0	12	<0.001	0.012	
				862320	347.0	348.0	1.0	12	<0.001	0.012	
				862321	BLANK			<5	<0.001	<0.005	
				862322	348.0	349.0	1.0	10	<0.001	0.01	
				862323	349.0	350.0	1.0	8	<0.001	0.008	
				862324	350.0	351.0	1.0	9	<0.001	0.009	
				862325	351.0	352.0	1.0	9	<0.001	0.009	
				862326	352.0	353.0	1.0	14	<0.001	0.014	
				862327	353.0	354.0	1.0	8	<0.001	0.008	
				862328	354.0	355.0	1.0	8	<0.001	0.008	
				862329	355.0	356.0	1.0	<5	<0.001	<0.005	
				862330	356.0	357.0	1.0	8	<0.001	0.008	
				862331	357.0	357.8	0.8	<5	<0.001	<0.005	
				862332	357.8	358.6	0.8	6	<0.001	0.006	
				862333	358.6	359.5	0.9	8	<0.001	0.008	

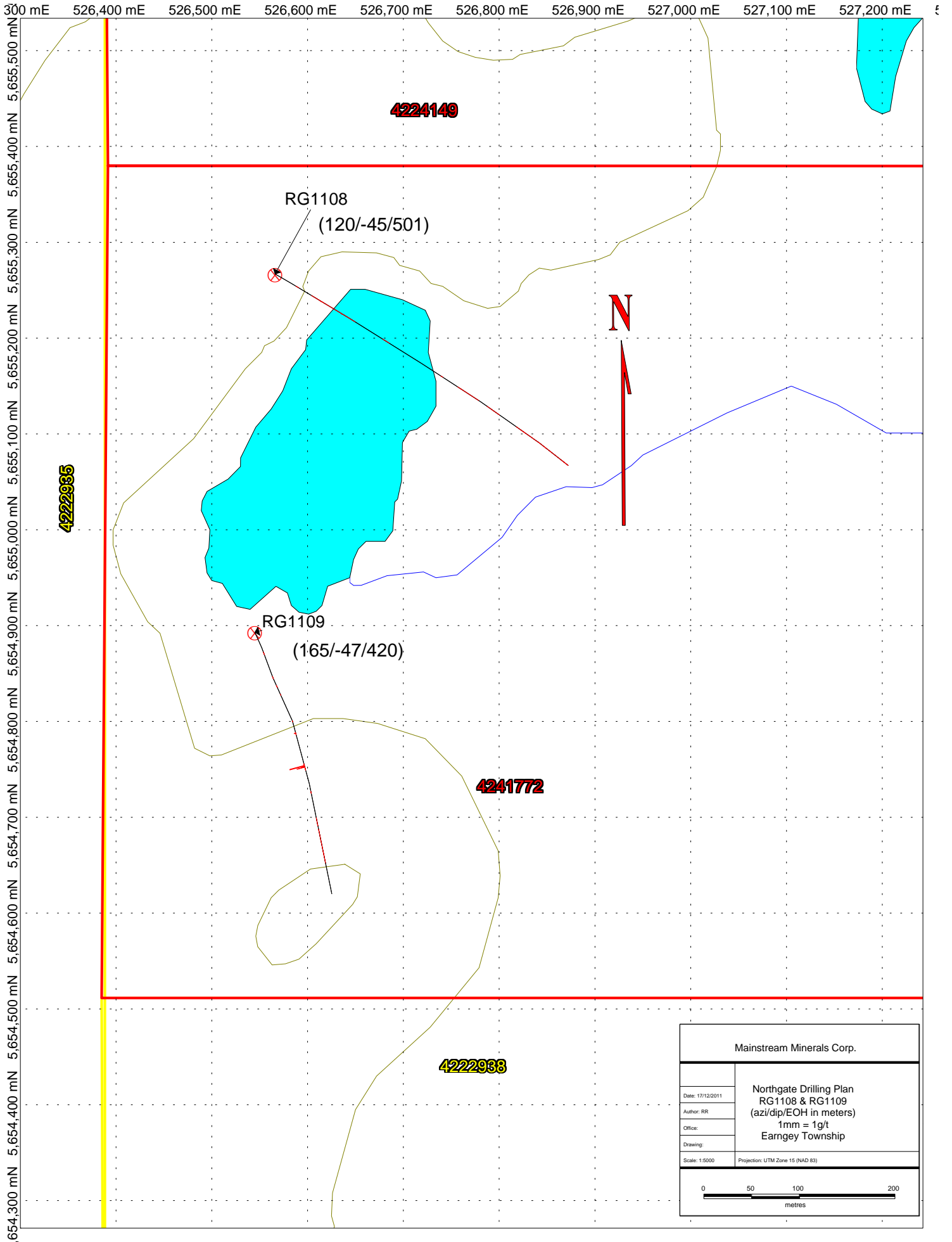
From	To	Code	Description (Litho/Altn/Sulphides/Veining/Structure)	Sample Number	From	To	Interval	Au_ppb	Au_opt	Au_gpt	Au_Ave (ppm)
				862334	4D			3996	0.117	3.996	
				862335	359.5	360.0	0.5	9	<0.001	0.009	
				862336	360.0	360.6	0.6	8	<0.001	0.008	
				862337	360.6	361.4	0.8	7	<0.001	0.007	
				862338	361.4	362.0	0.6	7	<0.001	0.007	
				862339	362.0	363.0	1.0	10	<0.001	0.01	
				862340	363.0	364.0	1.0	8	<0.001	0.008	
				862341	364.0	365.0	1.0	9	<0.001	0.009	
				862342	365.0	366.0	1.0	<5	<0.001	<0.005	
				862343	BLANK			<5	<0.001	<0.005	
				862344	366.0	367.0	1.0	6	<0.001	0.006	
				862345	367.0	368.0	1.0	<5	<0.001	<0.005	
				862346	368.0	369.0	1.0	<5	<0.001	<0.005	
				862347	369.0	370.0	1.0	<5	<0.001	<0.005	
				862348	370.0	371.0	1.0	<5	<0.001	<0.005	
				862349	371.0	372.0	1.0	<5	<0.001	<0.005	
				862350	372.0	373.0	1.0	<5	<0.001	<0.005	
				862351	373.0	374.0	1.0	<5	<0.001	<0.005	
				862352	374.0	375.0	1.0	<5	<0.001	<0.005	
				862353	375.0	376.0	1.0	<5	<0.001	<0.005	
				862354	376.0	377.0	1.0	<5	<0.001	<0.005	
				862355	1G			Insufficient Sample			
				862356	377.0	378.0	1.0	<5	<0.001	<0.005	
				862357	378.0	379.0	1.0	<5	<0.001	<0.005	
				862358	379.0	380.0	1.0	<5	<0.001	<0.005	
				862359	380.0	381.0	1.0	6	<0.001	0.006	
				862360	381.0	382.0	1.0	7	<0.001	0.007	
				862361	382.0	383.0	1.0	<5	<0.001	<0.005	
				862362	BLANK			<5	<0.001	<0.005	
				862363	383.0	384.0	1.0	<5	<0.001	<0.005	
				862364	384.0	385.0	1.0	<5	<0.001	<0.005	
				862365	385.0	386.0	1.0	<5	<0.001	<0.005	
				862366	386.0	387.0	1.0	<5	<0.001	<0.005	
				862367	387.0	388.0	1.0	<5	<0.001	<0.005	
				862368	388.0	389.0	1.0	<5	<0.001	<0.005	
				862369	389.0	390.0	1.0	5	<0.001	0.005	
				862370	390.0	391.0	1.0	9	<0.001	0.009	
				862371	391.0	392.0	1.0	10	<0.001	0.01	
				862372	392.0	393.0	1.0	13	<0.001	0.013	
				862373	4D			3866	0.113	3.866	
				862374	393.0	394.0	1.0	12	<0.001	0.012	
				862375	394.0	395.0	1.0	9	<0.001	0.009	
				862376	395.0	396.0	1.0	10	<0.001	0.01	
				862377	396.0	397.0	1.0	10	<0.001	0.01	
				862378	397.0	398.0	1.0	9	<0.001	0.009	
				862379	398.0	399.0	1.0	12	<0.001	0.012	
				862380	399.0	400.0	1.0	8	<0.001	0.008	
				862381	400.0	401.0	1.0	7	<0.001	0.007	
				862382	401.0	402.0	1.0	6	<0.001	0.006	
				862383	402.0	403.0	1.0	<5	<0.001	<0.005	
				862384	403.0	404.0	1.0	7	<0.001	0.007	
				862385	404.0	405.0	1.0	19	<0.001	0.019	
				862386	405.0	406.0	1.0	14	<0.001	0.014	
				862387	406.0	407.0	1.0	10	<0.001	0.01	
				862388	407.0	408.0	1.0	8	<0.001	0.008	
				862389	BLANK			7	<0.001	0.007	
				862390	408.0	409.0	1.0	<5	<0.001	<0.005	
				862391	409.0	410.0	1.0	<5	<0.001	<0.005	
				862392	410.0	411.0	1.0	<5	<0.001	<0.005	
				862393	411.0	412.0	1.0	<5	<0.001	<0.005	
				862394	412.0	413.0	1.0	<5	<0.001	<0.005	

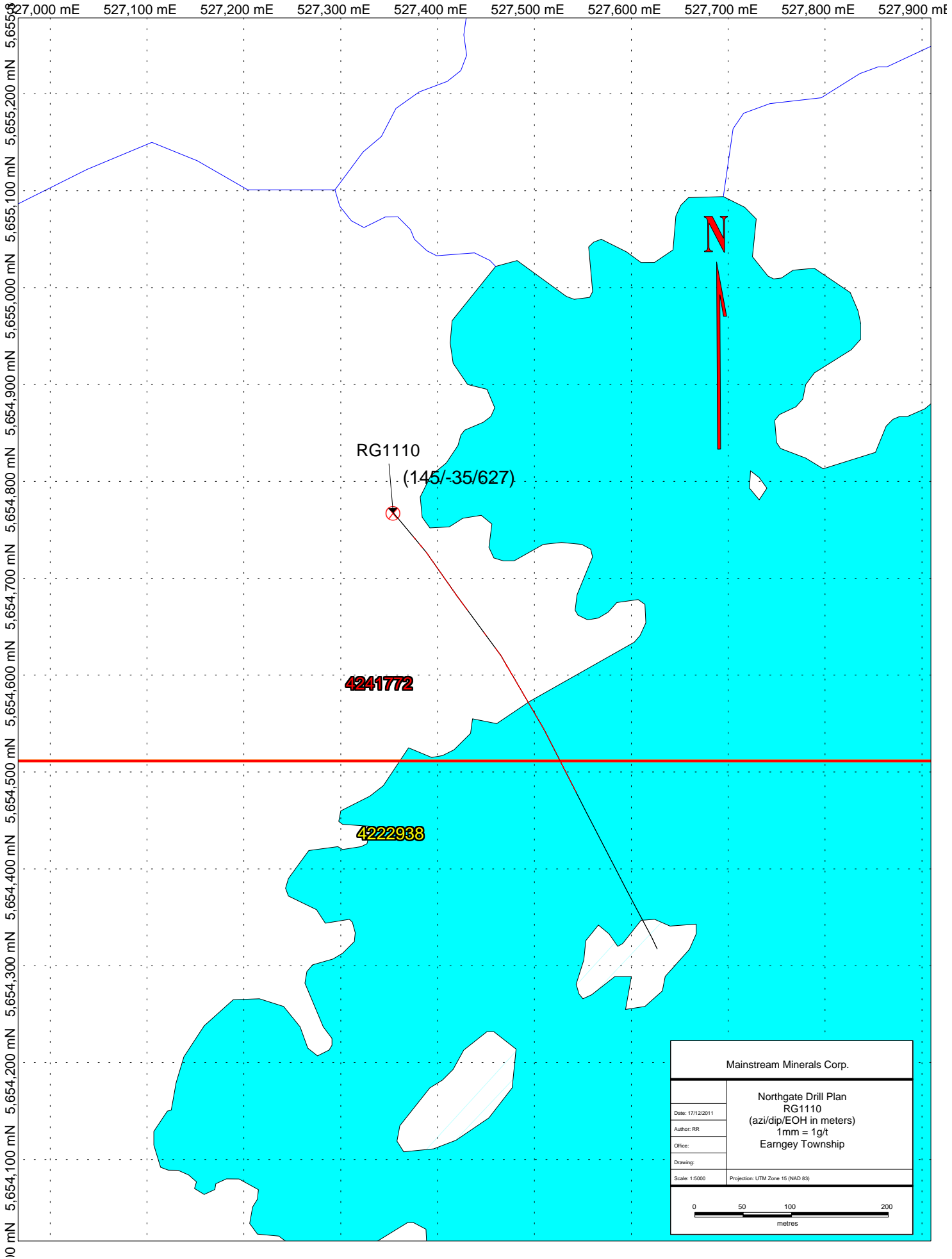
From	To	Code	Description (Litho/Altn/Sulphides/Veining/Structure)	Sample Number	From	To	Interval	Au_ppb	Au_opt	Au_gpt	Au_Ave (ppm)
				862395	413.0	414.0	1.0	<5	<0.001	<0.005	
				862396	414.0	415.0	1.0	<5	<0.001	<0.005	
				862397	8A			7963	0.232	7.963	
				862398	415.0	416.0	1.0	5	<0.001	0.005	
				862399	416.0	417.0	1.0	6	<0.001	0.006	
				862400	417.0	418.0	1.0	<5	<0.001	<0.005	
				862401	418.0	419.0	1.0	<5	<0.001	<0.005	
				862402	419.0	420.0	1.0	<5	<0.001	<0.005	
				862403	420.0	421.0	1.0	10	<0.001	0.01	
				862404	BLANK			6	<0.001	0.006	
				862405	421.0	422.0	1.0	<5	<0.001	<0.005	
				862406	422.0	423.0	1.0	<5	<0.001	<0.005	
				862407	423.0	424.0	1.0	<5	<0.001	<0.005	
				862408	424.0	425.0	1.0	<5	<0.001	<0.005	
				862409	425.0	426.0	1.0	<5	<0.001	<0.005	
				862410	426.0	427.0	1.0	<5	<0.001	<0.005	
				862411	427.0	428.0	1.0	<5	<0.001	<0.005	
				862412	428.0	429.0	1.0	<5	<0.001	<0.005	
				862413	4D			3634	0.106	3.634	
				862414	429.0	429.5	0.5	<5	<0.001	<0.005	
				862415	429.5	430.5	1.0	<5	<0.001	<0.005	
				862416	430.5	431.5	1.0	7	<0.001	0.007	

APPENDIX B
Drill Plan Maps



Mainstream Minerals Corp	
Date: 17/12/2011	Bobjo 2010 Drilling (azi/dip/EOH in meters) 2mm = 1g/t Earngey Township
Author: n	
Office:	
Drawing:	
Scale: 1:2500	Projection: UTM Zone 15 (NAD 83)





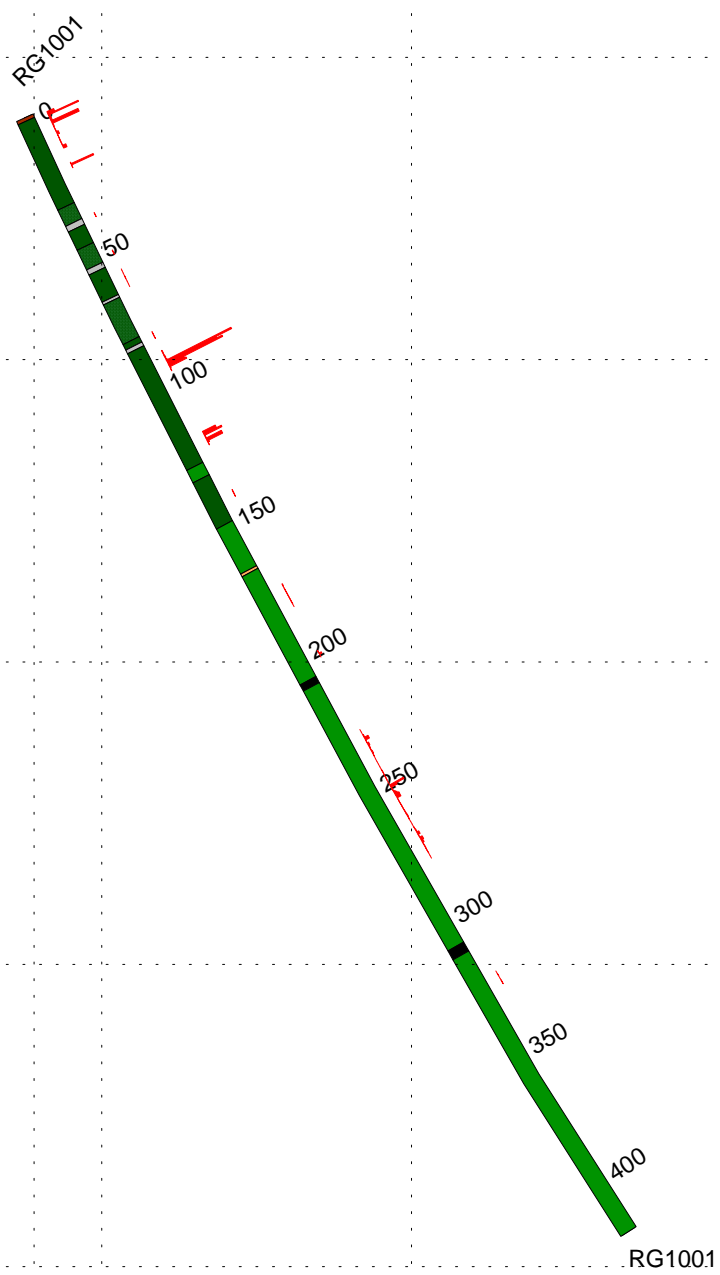
527,000 mE 527,100 mE 527,200 mE 527,300 mE 527,400 mE 527,500 mE 527,600 mE 527,700 mE 527,800 mE 527,900 mE

5,655,300 mN 5,655,200 mN 5,655,100 mN 5,655,000 mN 5,654,900 mN 5,654,800 mN 5,654,700 mN 5,654,600 mN 5,654,500 mN 5,654,400 mN 5,654,300 mN 5,654,200 mN 5,654,100 mN

Mainstream Minerals Corp.	
Northgate Drill Plan RG1110 (azi/dip/EOH in meters) 1mm = 1g/t Earngy Township	
Date: 17/12/2011	
Author: RR	
Office:	
Drawing:	
Scale: 1:5000	Projection: UTM Zone 15 (NAD 83)

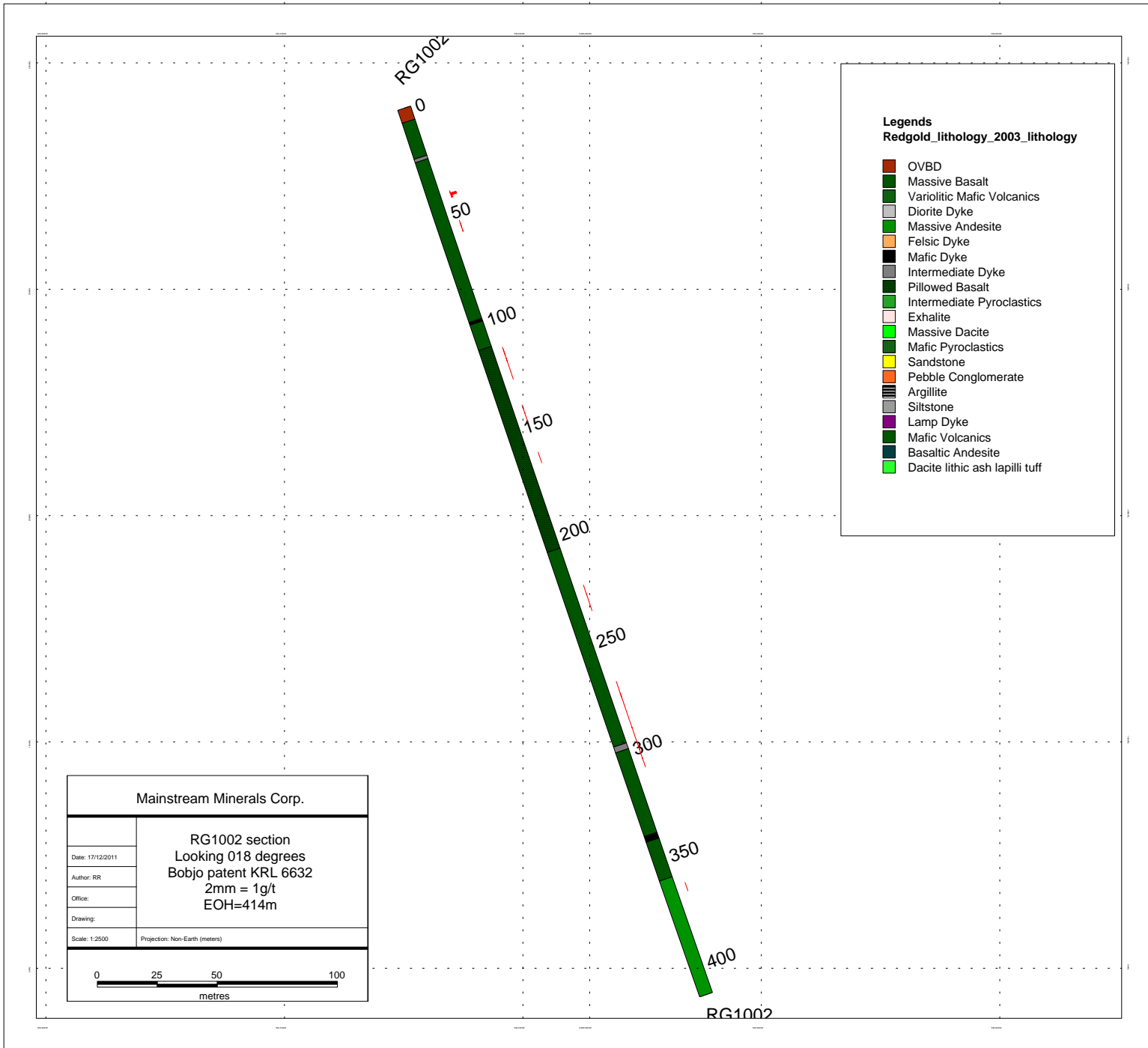
APPENDIX C

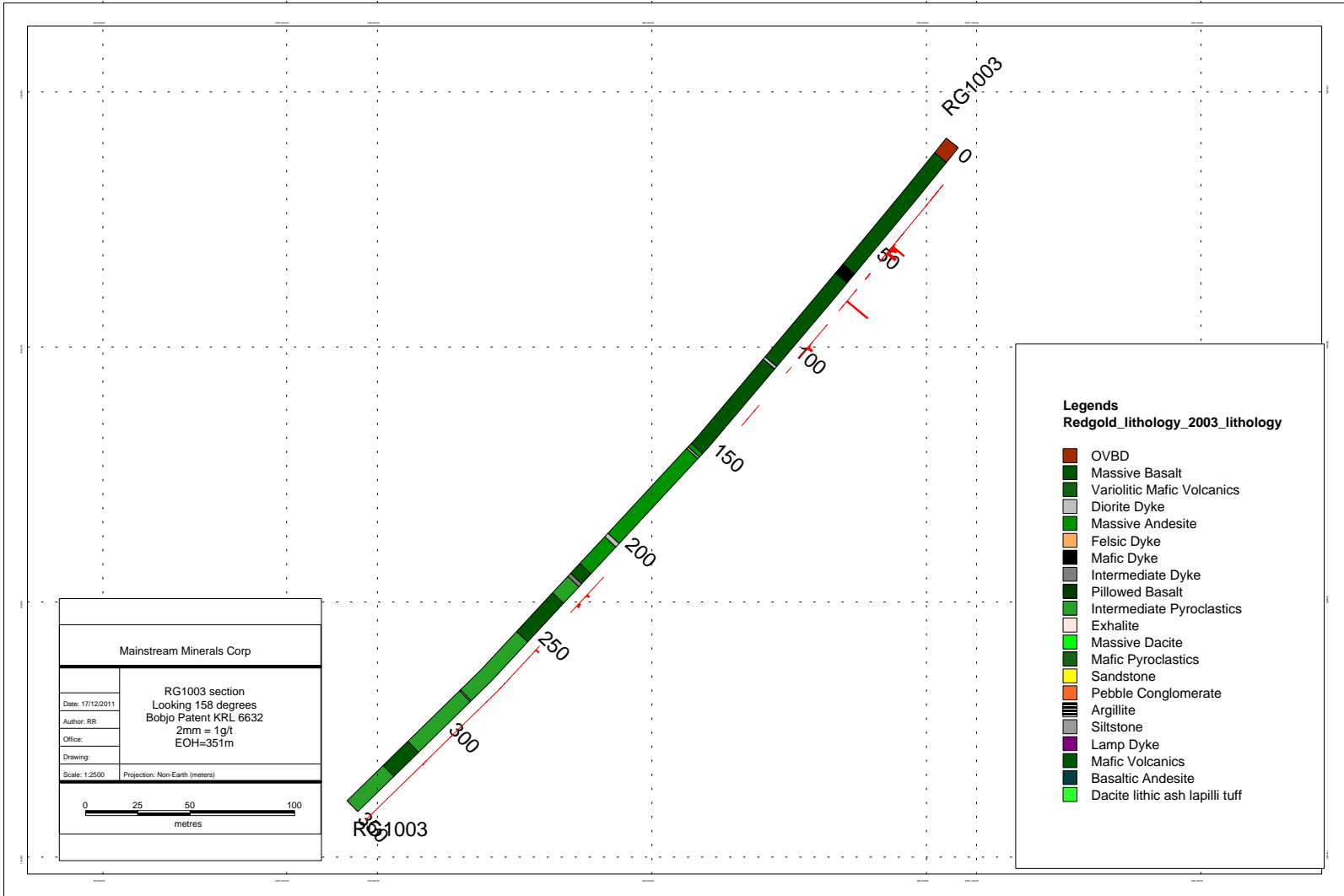
Drill Sections



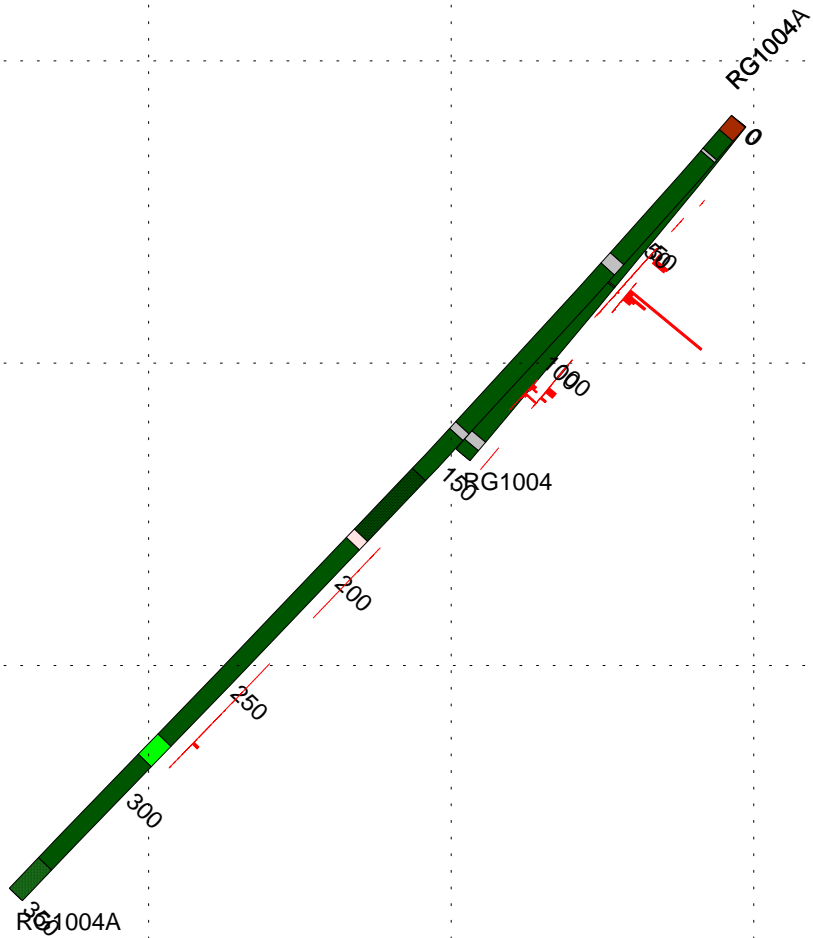
- Legends**
Redgold_lithology_2003_lithology
- OVBD
 - Massive Basalt
 - Variolitic Mafic Volcanics
 - Diorite Dyke
 - Massive Andesite
 - Felsic Dyke
 - Mafic Dyke
 - Intermediate Dyke
 - Pillowed Basalt
 - Intermediate Pyroclastics
 - Exhalite
 - Massive Dacite
 - Mafic Pyroclastics
 - Sandstone
 - Pebble Conglomerate
 - Argillite
 - Siltstone
 - Lamp Dyke
 - Mafic Volcanics
 - Basaltic Andesite
 - Dacite lithic ash lapilli tuff

Mainstream Minerals Corp.	
Date: 17/12/2011 Author: RR Office: Drawing:	RG1001 section Looking Bobjo patent KRL 6631 2mm = 1g/t EOH=420m
Scale: 1:2500 Projection: Non-Earth (meters)	

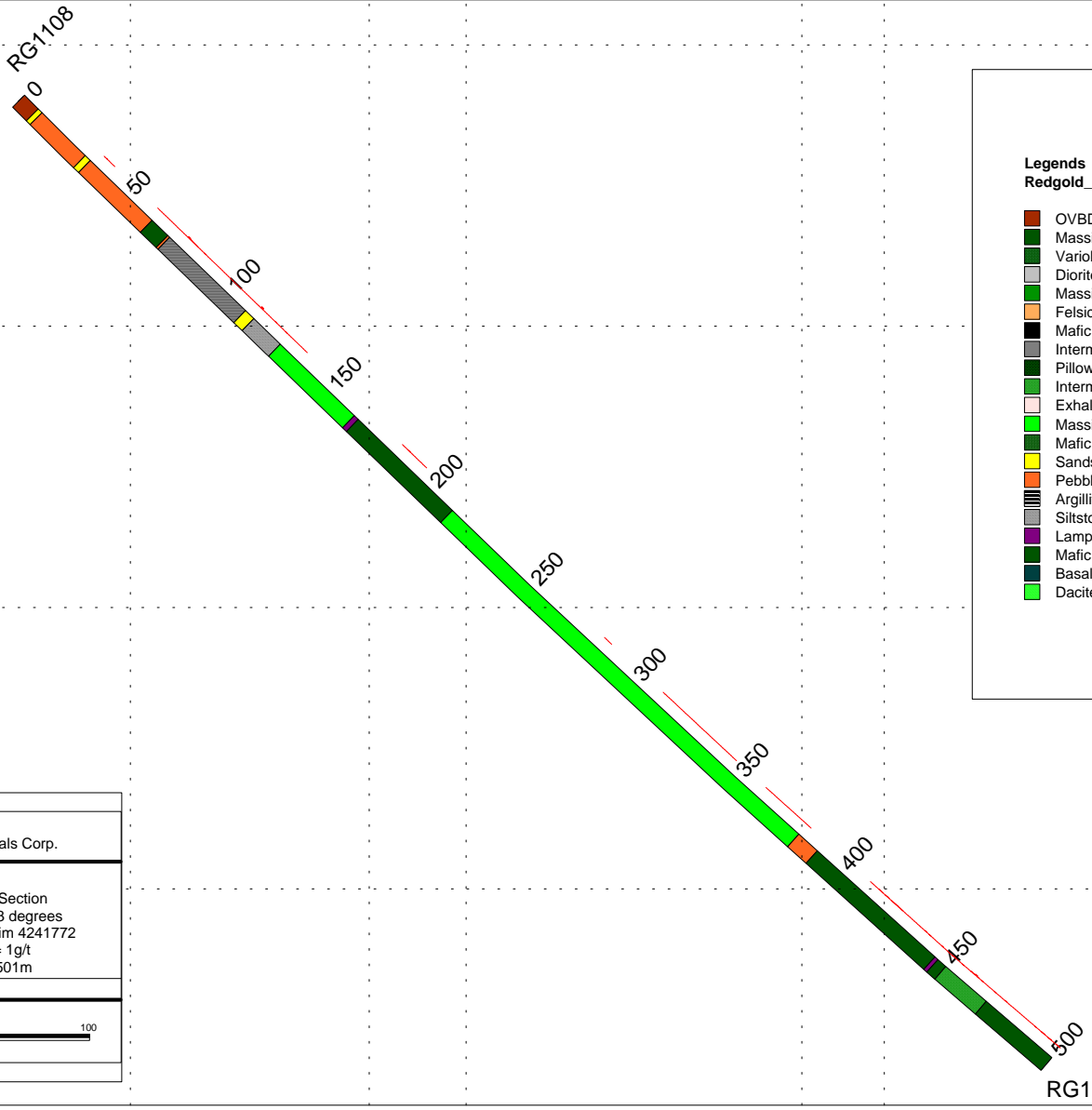




Mainstream Minerals Corp.	
RG1004 & RG1004A section Looking 086 degrees Bobjo patent KRL 6632 2mm = 1g/t EOH = 351m (4A) & 143.3m (4)	
Date: 17/12/2011	
Author: RR	
Office:	
Drawing:	
Scale: 1:2500	Projection: Non-Earth (meters)



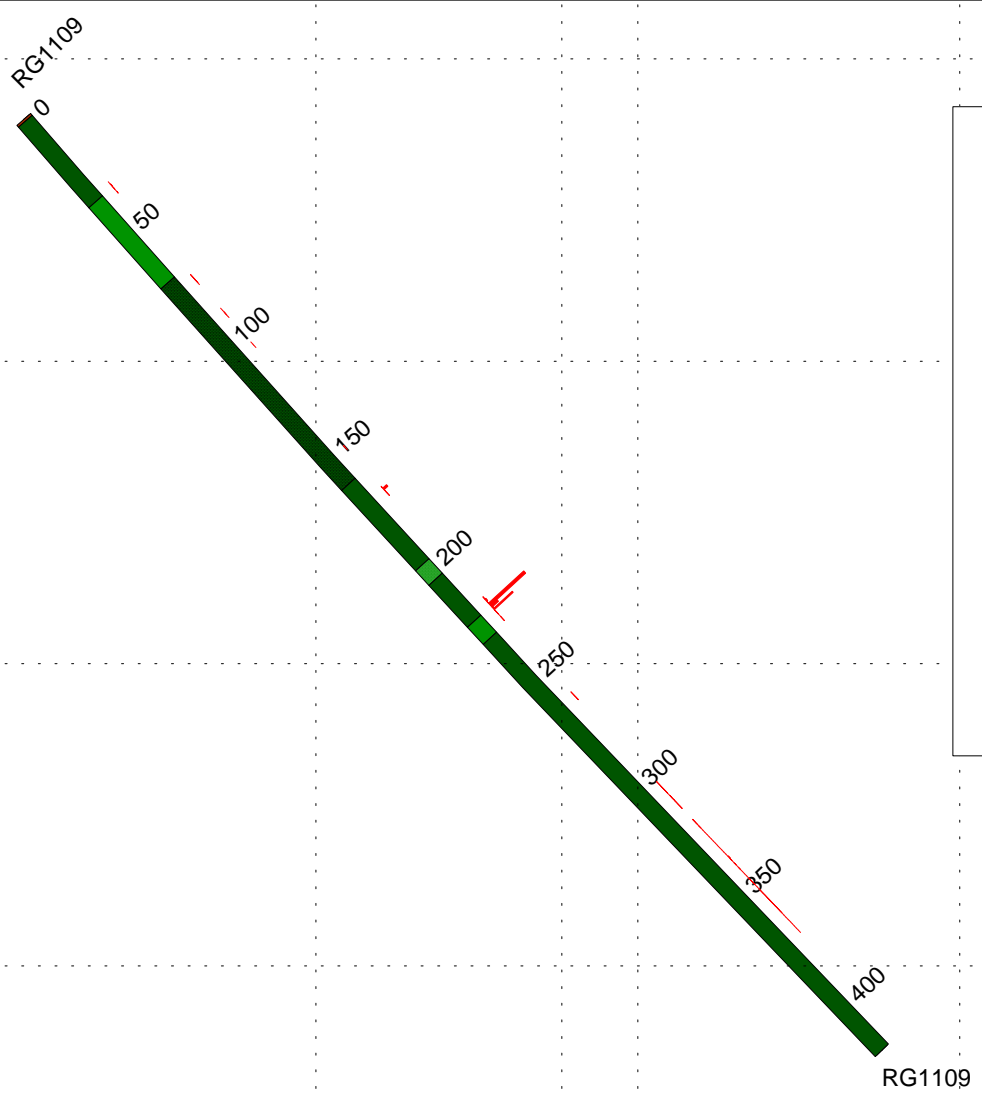
Legends	
Redgold_lithology_2003_lithology	
	OVBD
	Massive Basalt
	Variolitic Mafic Volcanics
	Diorite Dyke
	Massive Andesite
	Felsic Dyke
	Mafic Dyke
	Intermediate Dyke
	Pillowed Basalt
	Intermediate Pyroclastics
	Exhalite
	Massive Dacite
	Mafic Pyroclastics
	Sandstone
	Pebble Conglomerate
	Argillite
	Siltstone
	Lamp Dyke
	Mafic Volcanics
	Basaltic Andesite
	Dacite lithic ash lapilli tuff



Legends
Redgold_lithology_2003_lithology

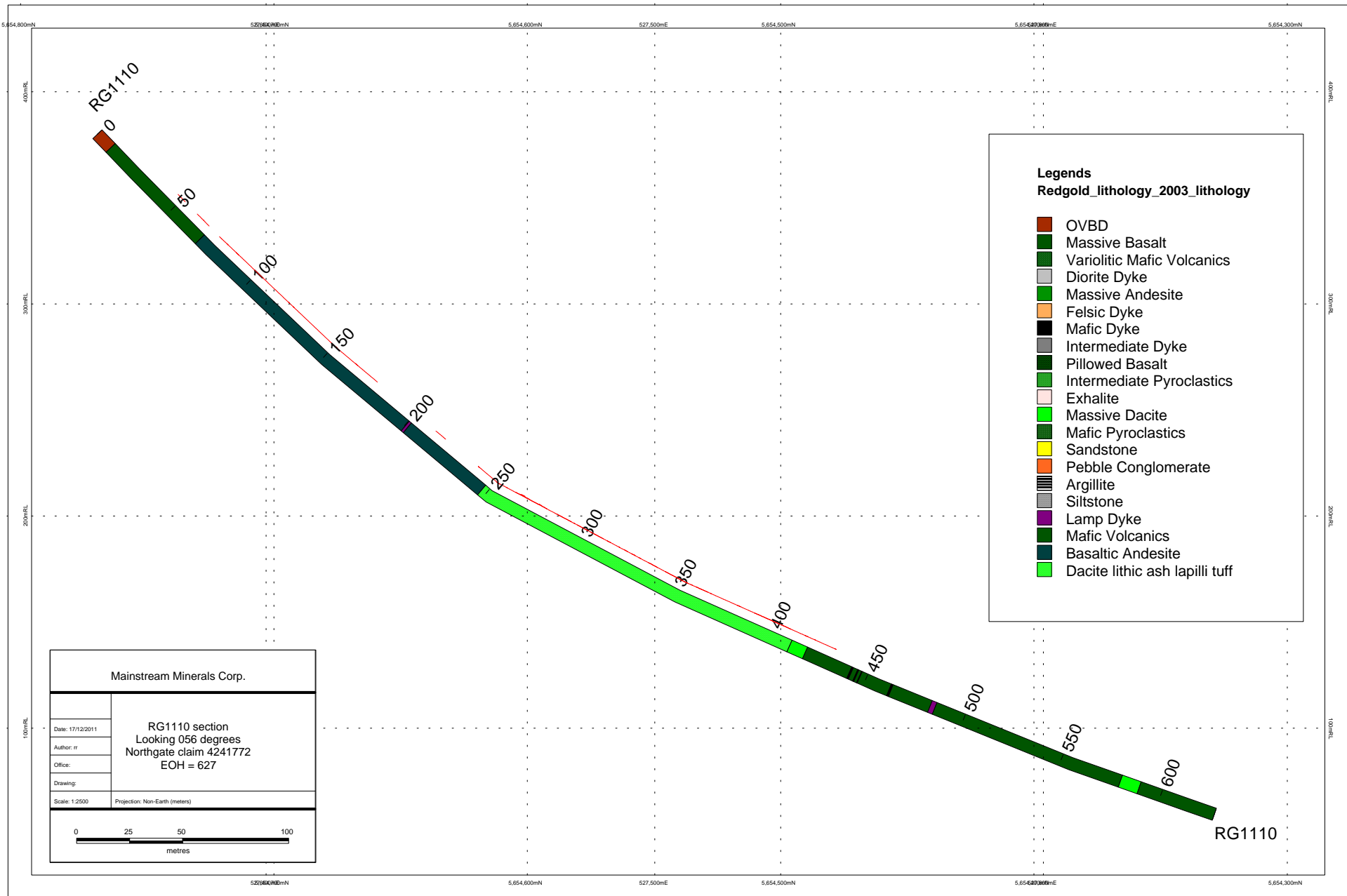
- OVBD
- Massive Basalt
- Varolitic Mafic Volcanics
- Diorite Dyke
- Massive Andesite
- Felsic Dyke
- Mafic Dyke
- Intermediate Dyke
- Pillowed Basalt
- Intermediate Pyroclastics
- Exhalite
- Massive Dacite
- Mafic Pyroclastics
- Sandstone
- Pebble Conglomerate
- Argillite
- Siltstone
- Lamp Dyke
- Mafic Volcanics
- Basaltic Andesite
- Dacite lithic ash lapilli tuff

Mainstream Minerals Corp.	
Date: 17/12/2011	RG1108 Section Looking 033 degrees Northgate claim 4241772 2mm = 1g/t EOH=501m
Author: RR	
Office:	
Drawing:	
Scale: 1:2500	Projection: Non-Earth (meters)



- Legends**
Redgold_lithology_2003_lithology
- OVBD
 - Massive Basalt
 - Variolitic Mafic Volcanics
 - Diorite Dyke
 - Massive Andesite
 - Felsic Dyke
 - Mafic Dyke
 - Intermediate Dyke
 - Pillowed Basalt
 - Intermediate Pyroclastics
 - Exhalite
 - Massive Dacite
 - Mafic Pyroclastics
 - Sandstone
 - Pebble Conglomerate
 - Argillite
 - Siltstone
 - Lamp Dyke
 - Mafic Volcanics
 - Basaltic Andesite
 - Dacite lithic ash lapilli tuff

Mainstream Minerals Corp.	
Date: 17/12/2011 Author: RR Office: Drawing:	RG1109 section Looking 069 degrees Northgate claim 4241772 2mm = 1g/t EOH=420m
Scale: 1:2500	Projection: Non-Earth (meters)



Legends
Redgold_lithology_2003_lithology

- OVBD
- Massive Basalt
- Variolitic Mafic Volcanics
- Diorite Dyke
- Massive Andesite
- Felsic Dyke
- Mafic Dyke
- Intermediate Dyke
- Pillowed Basalt
- Intermediate Pyroclastics
- Exhalite
- Massive Dacite
- Mafic Pyroclastics
- Sandstone
- Pebble Conglomerate
- Argillite
- Siltstone
- Lamp Dyke
- Mafic Volcanics
- Basaltic Andesite
- Dacite lithic ash lapilli tuff

Mainstream Minerals Corp.

Date: 17/12/2011	RG1110 section Looking 056 degrees Northgate claim 4241772 EOH = 627
Author: rr	
Office:	
Drawing:	
Scale: 1:2500	Projection: Non-Earth (meters)

APPENDIX D

Assay Certificates

Monday, December 19, 2011


Certificate of Analysis

 Premier Gold Mines Ltd.
 Suite 401, 1113 Jade Court
 Thunder Bay, ON, CAN
 P7B6M7
 Ph#: (807) 346-1390
 Fax#: (807) 346-0100
 Email: ttwomey@premiergoldmines.com, JLee@alyrisgroup.com

 Date Received: 12/02/2010
 Date Completed: 12/10/2010
 Job #: 201045263
 Reference: 10-02582
 Sample #: 25

Acc #	Client ID	Au ppb	Au oz/t	Au g/t (ppm)
370136	861001	481	0.014	0.481
370137	861002	2187	0.064	2.187
370138	861003	93	0.003	0.093
370139	861004	100	0.003	0.100
370140	861005	1950	0.057	1.950
370141	861006	47	0.001	0.047
370142	861007	<5	<0.001	<0.005
370143	861008	14	<0.001	0.014
370144	861009	20	<0.001	0.020
370145	861010	151	0.004	0.151
370146 Dup	861010	123	0.004	0.123
370147	861011	10	<0.001	0.010
370148	861012	15	<0.001	0.015
370149	861013	16	<0.001	0.016
370150	861014	18	<0.001	0.018
370151	861015	240	0.007	0.240
370152	861016	23	<0.001	0.023
370153	861017	1619	0.047	1.619
370154	861018	17	<0.001	0.017
370155	861019	3505	0.102	3.505
370156	861020	6	<0.001	0.006
370157 Dup	861020	8	<0.001	0.008
370158	861021	6	<0.001	0.006
370159	861022	7	<0.001	0.007
370160	861023	21	<0.001	0.021
370161	861024	13	<0.001	0.013
370162	861025	No Sample Received		

PROCEDURE CODES: ALP1, ALFA1

 Certified By: 
 Jason Moore, General Manager

 The results included on this report relate only to the items tested
 The Certificate of Analysis should not be reproduced except in full,
 without the written approval of the laboratory

Monday, December 19, 2011


Certificate of Analysis

 Premier Gold Mines Ltd.
 Suite 401, 1113 Jade Court
 Thunder Bay, ON, CAN
 P7B6M7
 Ph#: (807) 346-1390
 Fax#: (807) 346-0100
 Email: ttwomey@premiergoldmines.com, JLee@alyrisgroup.com

 Date Received: 12/07/2010
 Date Completed: 12/17/2010
 Revised Date: 01/06/2011
 Job #: 201045316
 Reference: 10-02637
 Sample #: 110

Acc #	Client ID	Au ppb	Au oz/t	Au g/t (ppm)
374054	861025	6	<0.001	0.006
374055	861026	6	<0.001	0.006
374056	861027	<5	<0.001	<0.005
374057	861028	<5	<0.001	<0.005
374058	861029	<5	<0.001	<0.005
374059	861030	8	<0.001	0.008
374060	861031	<5	<0.001	<0.005
374061	861032	<5	<0.001	<0.005
374062	861033	<5	<0.001	<0.005
374063	861034	6	<0.001	0.006
374064 Dup	861034	<5	<0.001	<0.005
374065	861035	9	<0.001	0.009
374066	861036	1094	0.032	1.094
374067	861037	7	<0.001	0.007
374068	861038	41	0.001	0.041
374069	861039	28	<0.001	0.028
374070	861040	29	<0.001	0.029
374071	861041	57	0.002	0.057
374072	861042	27	<0.001	0.027
374073	861043	84	0.002	0.084
374074	861044	6	<0.001	0.006
374075 Dup	861044	Insufficient Sample		
374076	861045	4796	0.140	4.796
374077	861046	3645	0.106	3.645
374078	861047	4038	0.118	4.038
374079	861048	1150	0.034	1.150
374080	861049	1257	0.037	1.257
374081	861050	63	0.002	0.063
374082	861051	8	<0.001	0.008
374083	861052	939	0.027	0.939

PROCEDURE CODES: ALP1, ALFA2

 Certified By: 
 Jason Moore, General Manager

 The results included on this report relate only to the items tested
 The Certificate of Analysis should not be reproduced except in full,
 without the written approval of the laboratory

Monday, December 19, 2011


Certificate of Analysis

 Premier Gold Mines Ltd.
 Suite 401, 1113 Jade Court
 Thunder Bay, ON, CAN
 P7B6M7
 Ph#: (807) 346-1390
 Fax#: (807) 346-0100
 Email: ttwomey@premiergoldmines.com, JLee@alyrisgroup.com

 Date Received: 12/07/2010
 Date Completed: 12/17/2010
 Revised Date: 01/06/2011
 Job #: 201045316
 Reference: 10-02637
 Sample #: 110

Acc #	Client ID	Au ppb	Au oz/t	Au g/t (ppm)
374084	861053	1293	0.038	1.293
374085	861054	38	0.001	0.038
374086 Dup	861054	76	0.002	0.076
374087	861055	1141	0.033	1.141
374088	861056	118	0.003	0.118
374089	861057	7841	0.229	7.841
374090	861058	14	<0.001	0.014
374091	861059	16	<0.001	0.016
374092	861060	14	<0.001	0.014
374093	861061	6	<0.001	0.006
374094	861062	32	<0.001	0.032
374095	861063	<5	<0.001	<0.005
374096	861064	14	<0.001	0.014
374097 Dup	861064	13	<0.001	0.013
374098	861065	<5	<0.001	<0.005
374099	861066	5	<0.001	0.005
374100	861067	9	<0.001	0.009
374101	861068	10	<0.001	0.010
374102	861069	16	<0.001	0.016
374103	861070	11	<0.001	0.011
374104	861071	9	<0.001	0.009
374105	861072	7	<0.001	0.007
374106	861073	5	<0.001	0.005
374107	861074	179	0.005	0.179
374108 Dup	861074	130	0.004	0.130
374109	861075	3651	0.107	3.651
374110	861076	<5	<0.001	<0.005
374111	861077	<5	<0.001	<0.005
374112	861078	<5	<0.001	<0.005
374113	861079	42	0.001	0.042

PROCEDURE CODES: ALP1, ALFA2

 Certified By: 
 Jason Moore, General Manager

 The results included on this report relate only to the items tested
 The Certificate of Analysis should not be reproduced except in full,
 without the written approval of the laboratory

Monday, December 19, 2011


Certificate of Analysis

 Premier Gold Mines Ltd.
 Suite 401, 1113 Jade Court
 Thunder Bay, ON, CAN
 P7B6M7
 Ph#: (807) 346-1390
 Fax#: (807) 346-0100
 Email: ttwomey@premiergoldmines.com, JLee@alyrisgroup.com

 Date Received: 12/07/2010
 Date Completed: 12/17/2010
 Revised Date: 01/06/2011
 Job #: 201045316
 Reference: 10-02637
 Sample #: 110

Acc #	Client ID	Au ppb	Au oz/t	Au g/t (ppm)
374114	861080	293	0.009	0.293
374115	861081	7	<0.001	0.007
374116	861082	106	0.003	0.106
374117	861083	54	0.002	0.054
374118	861084	27	<0.001	0.027
374119 Rep	861084	18	<0.001	0.018
374120	861085	65	0.002	0.065
374121	861086	15	<0.001	0.015
374122	861087	7	<0.001	0.007
374123	861088	<5	<0.001	<0.005
374124	861089	<5	<0.001	<0.005
374125	861090	<5	<0.001	<0.005
374126	861091	<5	<0.001	<0.005
374127	861092	<5	<0.001	<0.005
374128	861093	14	<0.001	0.014
374129	861094	17	<0.001	0.017
374130 Dup	861094	17	<0.001	0.017
374131	861095	1079	0.031	1.079
374132	861096	9	<0.001	0.009
374133	861097	<5	<0.001	<0.005
374134	861098	6	<0.001	0.006
374135	861099	6	<0.001	0.006
374136	861100	<5	<0.001	<0.005
374137	861101	<5	<0.001	<0.005
374138	861102	1024	0.030	1.024
374139	861103	450	0.013	0.450
374140	861104	19	<0.001	0.019
374141 Dup	861104	15	<0.001	0.015
374142	861105	14	<0.001	0.014
374143	861106	<5	<0.001	<0.005

PROCEDURE CODES: ALP1, ALFA2

 Certified By: 
 Jason Moore, General Manager

 The results included on this report relate only to the items tested
 The Certificate of Analysis should not be reproduced except in full,
 without the written approval of the laboratory

Monday, December 19, 2011


Certificate of Analysis

 Premier Gold Mines Ltd.
 Suite 401, 1113 Jade Court
 Thunder Bay, ON, CAN
 P7B6M7
 Ph#: (807) 346-1390
 Fax#: (807) 346-0100
 Email: ttwomey@premiergoldmines.com, JLee@alyrisgroup.com

 Date Received: 12/07/2010
 Date Completed: 12/17/2010
 Revised Date: 01/06/2011
 Job #: 201045316
 Reference: 10-02637
 Sample #: 110

Acc #	Client ID	Au ppb	Au oz/t	Au g/t (ppm)
374144	861107	35	0.001	0.035
374145	861108	122	0.004	0.122
374146	861109	204	0.006	0.204
374147	861110	294	0.009	0.294
374148	861111	285	0.008	0.285
374149	861112	9	<0.001	0.009
374150	861113	5	<0.001	0.005
374151	861114	11	<0.001	0.011
374152 Dup	861114	14	<0.001	0.014
374153	861115	8113	0.237	8.113
374154	861116	9	<0.001	0.009
374155	861117	7	<0.001	0.007
374156	861118	29	<0.001	0.029
374157	861119	47	0.001	0.047
374158	861120	21	<0.001	0.021
374159	861121	<5	<0.001	<0.005
374160	861122	<5	<0.001	<0.005
374161	861123	<5	<0.001	<0.005
374162	861124	14	<0.001	0.014
374163 Dup	861124	10	<0.001	0.010
374164	861125	<5	<0.001	<0.005
374165	861126	37	0.001	0.037
374166	861127	155	0.005	0.155
374167	861128	15	<0.001	0.015
374168	861129	189	0.006	0.189
374169	861130	117	0.003	0.117
374170	861131	21	<0.001	0.021
374171	861132	24	<0.001	0.024
374172	861133	8	<0.001	0.008
374173	861134	6	<0.001	0.006

PROCEDURE CODES: ALP1, ALFA2

 Certified By: 
 Jason Moore, General Manager

 The results included on this report relate only to the items tested
 The Certificate of Analysis should not be reproduced except in full,
 without the written approval of the laboratory

Monday, December 19, 2011


Certificate of Analysis

Premier Gold Mines Ltd.
 Suite 401, 1113 Jade Court
 Thunder Bay, ON, CAN
 P7B6M7
 Ph#: (807) 346-1390
 Fax#: (807) 346-0100
 Email: ttwomey@premiergoldmines.com, JLee@alyrisgroup.com

Date Received: 12/07/2010
 Date Completed: 12/17/2010
 Revised Date: 01/06/2011
 Job #: 201045316
 Reference: 10-02637
 Sample #: 110

Acc #	Client ID	Au ppb	Au oz/t	Au g/t (ppm)
374174 Dup	861134	8	<0.001	0.008

PROCEDURE CODES: ALP1, ALFA2


 Certified By: Jason Moore, General Manager

The results included on this report relate only to the items tested
 The Certificate of Analysis should not be reproduced except in full,
 without the written approval of the laboratory

Monday, December 19, 2011


Certificate of Analysis

 Premier Gold Mines Ltd.
 Suite 401, 1113 Jade Court
 Thunder Bay, ON, CAN
 P7B6M7
 Ph#: (807) 346-1390
 Fax#: (807) 346-0100
 Email: ttwomey@premiergoldmines.com, JLee@alyrisgroup.com

 Date Received: 12/09/2010
 Date Completed: 12/17/2010
 Job #: 201045381
 Reference: 10-02658
 Sample #: 65

Acc #	Client ID	Au ppb	Au oz/t	Au g/t (ppm)
378704	861135	<5	<0.001	<0.005
378705	861136	<5	<0.001	<0.005
378706	861137	1131	0.033	1.131
378707	861138	<5	<0.001	<0.005
378708	861139	6	<0.001	0.006
378709	861140	<5	<0.001	<0.005
378710	861141	<5	<0.001	<0.005
378711	861142	7	<0.001	0.007
378712	861143	6	<0.001	0.006
378713	861144	10	<0.001	0.010
378714 Dup	861144	9	<0.001	0.009
378715	861145	532	0.016	0.532
378716	861146	<5	<0.001	<0.005
378717	861147	117	0.003	0.117
378718	861148	<5	<0.001	<0.005
378719	861149	5	<0.001	0.005
378720	861150	7	<0.001	0.007
378721	861151	6	<0.001	0.006
378722	861152	<5	<0.001	<0.005
378723	861153	6	<0.001	0.006
378724	861154	<5	<0.001	<0.005
378725 Dup	861154	<5	<0.001	<0.005
378726	861155	1112	0.032	1.112
378727	861156	6	<0.001	0.006
378728	861157	7	<0.001	0.007
378729	861158	6	<0.001	0.006
378730	861159	<5	<0.001	<0.005
378731	861160	6	<0.001	0.006
378732	861161	5	<0.001	0.005
378733	861162	<5	<0.001	<0.005

PROCEDURE CODES: ALP1, ALFA2

 Certified By: 
 Jason Moore, General Manager

 The results included on this report relate only to the items tested
 The Certificate of Analysis should not be reproduced except in full,
 without the written approval of the laboratory

Monday, December 19, 2011


Certificate of Analysis

 Premier Gold Mines Ltd.
 Suite 401, 1113 Jade Court
 Thunder Bay, ON, CAN
 P7B6M7
 Ph#: (807) 346-1390
 Fax#: (807) 346-0100
 Email: ttwomey@premiergoldmines.com, JLee@alyrisgroup.com

 Date Received: 12/09/2010
 Date Completed: 12/17/2010
 Job #: 201045381
 Reference: 10-02658
 Sample #: 65

Acc #	Client ID	Au ppb	Au oz/t	Au g/t (ppm)
378734	861163	<5	<0.001	<0.005
378735	861164	<5	<0.001	<0.005
378736 Dup	861164	<5	<0.001	<0.005
378737	861165	<5	<0.001	<0.005
378738	861166	<5	<0.001	<0.005
378739	861167	<5	<0.001	<0.005
378740	861168	<5	<0.001	<0.005
378741	861169	<5	<0.001	<0.005
378742	861170	<5	<0.001	<0.005
378743	861171	<5	<0.001	<0.005
378744	861172	6	<0.001	0.006
378745	861173	<5	<0.001	<0.005
378746	861174	8387	0.245	8.387
378747 Dup	861174	Insufficient Sample		
378748	861175	<5	<0.001	<0.005
378749	861176	5	<0.001	0.005
378750	861177	<5	<0.001	<0.005
378751	861178	<5	<0.001	<0.005
378752	861179	<5	<0.001	<0.005
378753	861180	<5	<0.001	<0.005
378754	861181	<5	<0.001	<0.005
378755	861182	<5	<0.001	<0.005
378756	861183	5	<0.001	0.005
378757	861184	<5	<0.001	<0.005
378758 Dup	861184	<5	<0.001	<0.005
378759	861185	<5	<0.001	<0.005
378760	861186	<5	<0.001	<0.005
378761	861187	<5	<0.001	<0.005
378762	861188	<5	<0.001	<0.005
378763	861189	<5	<0.001	<0.005

PROCEDURE CODES: ALP1, ALFA2

 Certified By: 
 Jason Moore, General Manager

 The results included on this report relate only to the items tested
 The Certificate of Analysis should not be reproduced except in full,
 without the written approval of the laboratory

Monday, December 19, 2011


Certificate of Analysis

 Premier Gold Mines Ltd.
 Suite 401, 1113 Jade Court
 Thunder Bay, ON, CAN
 P7B6M7
 Ph#: (807) 346-1390
 Fax#: (807) 346-0100
 Email: ttwomey@premiergoldmines.com, JLee@alyrisgroup.com

 Date Received: 12/09/2010
 Date Completed: 12/17/2010
 Job #: 201045381
 Reference: 10-02658
 Sample #: 65

Acc #	Client ID	Au ppb	Au oz/t	Au g/t (ppm)
378764	861190	<5	<0.001	<0.005
378765	861191	<5	<0.001	<0.005
378766	861192	13	<0.001	0.013
378767	861193	<5	<0.001	<0.005
378768	861194	<5	<0.001	<0.005
378769 Rep	861194	<5	<0.001	<0.005
378770	861195	<5	<0.001	<0.005
378771	861196	3687	0.108	3.687
378772	861197	<5	<0.001	<0.005
378773	861198	<5	<0.001	<0.005
378774	861199	<5	<0.001	<0.005

PROCEDURE CODES: ALP1, ALFA2

 Certified By: 
 Jason Moore, General Manager

 The results included on this report relate only to the items tested
 The Certificate of Analysis should not be reproduced except in full,
 without the written approval of the laboratory

Monday, December 19, 2011


Certificate of Analysis

 Premier Gold Mines Ltd.
 Suite 401, 1113 Jade Court
 Thunder Bay, ON, CAN
 P7B6M7
 Ph#: (807) 346-1390
 Fax#: (807) 346-0100
 Email: ttwomey@premiergoldmines.com, JLee@alyrisgroup.com

 Date Received: 12/13/2010
 Date Completed: 12/17/2010
 Job #: 201045411
 Reference: 10-02681
 Sample #: 90

Acc #	Client ID	Au ppb	Au oz/t	Au g/t (ppm)
382268	861200	<5	<0.001	<0.005
382269	861201	<5	<0.001	<0.005
382270	861202	<5	<0.001	<0.005
382271	861203	<5	<0.001	<0.005
382272	861204	5	<0.001	0.005
382273	861205	<5	<0.001	<0.005
382274	861206	<5	<0.001	<0.005
382275	861207	<5	<0.001	<0.005
382276	861208	<5	<0.001	<0.005
382277	861209	<5	<0.001	<0.005
382278 Dup	861209	<5	<0.001	<0.005
382279	861210	<5	<0.001	<0.005
382280	861211	6	<0.001	0.006
382281	861212	12	<0.001	0.012
382282	861213	1120	0.033	1.120
382283	861214	17	<0.001	0.017
382284	861215	10	<0.001	0.010
382285	861216	<5	<0.001	<0.005
382286	861217	<5	<0.001	<0.005
382287	861218	<5	<0.001	<0.005
382288	861219	<5	<0.001	<0.005
382289 Dup	861219	<5	<0.001	<0.005
382290	861220	<5	<0.001	<0.005
382291	861221	<5	<0.001	<0.005
382292	861222	<5	<0.001	<0.005
382293	861223	<5	<0.001	<0.005
382294	861224	<5	<0.001	<0.005
382295	861225	<5	<0.001	<0.005
382296	861226	<5	<0.001	<0.005
382297	861227	<5	<0.001	<0.005

PROCEDURE CODES: ALP1, ALFA2

 Certified By: 
 Jason Moore, General Manager

 The results included on this report relate only to the items tested
 The Certificate of Analysis should not be reproduced except in full,
 without the written approval of the laboratory

Monday, December 19, 2011


Certificate of Analysis

 Premier Gold Mines Ltd.
 Suite 401, 1113 Jade Court
 Thunder Bay, ON, CAN
 P7B6M7
 Ph#: (807) 346-1390
 Fax#: (807) 346-0100
 Email: ttwomey@premiergoldmines.com, JLee@alyrisgroup.com

 Date Received: 12/13/2010
 Date Completed: 12/17/2010
 Job #: 201045411
 Reference: 10-02681
 Sample #: 90

Acc #	Client ID	Au ppb	Au oz/t	Au g/t (ppm)
382298	861228	<5	<0.001	<0.005
382299	861229	<5	<0.001	<0.005
382300 Dup	861229	<5	<0.001	<0.005
382301	861230	<5	<0.001	<0.005
382302	861231	<5	<0.001	<0.005
382303	861232	<5	<0.001	<0.005
382304	861233	<5	<0.001	<0.005
382305	861234	<5	<0.001	<0.005
382306	861235	6	<0.001	0.006
382307	861236	8288	0.242	8.288
382308	861237	6	<0.001	0.006
382309	861238	<5	<0.001	<0.005
382310	861239	<5	<0.001	<0.005
382311 Dup	861239	<5	<0.001	<0.005
382312	861240	<5	<0.001	<0.005
382313	861241	<5	<0.001	<0.005
382314	861242	<5	<0.001	<0.005
382315	861243	6	<0.001	0.006
382316	861244	<5	<0.001	<0.005
382317	861245	6	<0.001	0.006
382318	861246	<5	<0.001	<0.005
382319	861247	37	0.001	0.037
382320	861248	<5	<0.001	<0.005
382321	861249	<5	<0.001	<0.005
382322 Dup	861249	<5	<0.001	<0.005
382323	861250	<5	<0.001	<0.005
382324	861251	<5	<0.001	<0.005
382325	861252	<5	<0.001	<0.005
382326	861253	5	<0.001	0.005
382327	861254	<5	<0.001	<0.005

PROCEDURE CODES: ALP1, ALFA2

 Certified By: 
 Jason Moore, General Manager

 The results included on this report relate only to the items tested
 The Certificate of Analysis should not be reproduced except in full,
 without the written approval of the laboratory

Monday, December 19, 2011


Certificate of Analysis

 Premier Gold Mines Ltd.
 Suite 401, 1113 Jade Court
 Thunder Bay, ON, CAN
 P7B6M7
 Ph#: (807) 346-1390
 Fax#: (807) 346-0100
 Email: ttwomey@premiergoldmines.com, JLee@alyrisgroup.com

 Date Received: 12/13/2010
 Date Completed: 12/17/2010
 Job #: 201045411
 Reference: 10-02681
 Sample #: 90

Acc #	Client ID	Au ppb	Au oz/t	Au g/t (ppm)
382328	861255	3620	0.106	3.620
382329	861256	<5	<0.001	<0.005
382330	861257	<5	<0.001	<0.005
382331	861258	<5	<0.001	<0.005
382332	861259	<5	<0.001	<0.005
382333 Rep	861259	<5	<0.001	<0.005
382334	861260	<5	<0.001	<0.005
382335	861261	<5	<0.001	<0.005
382336	861262	<5	<0.001	<0.005
382337	861263	11	<0.001	0.011
382338	861264	<5	<0.001	<0.005
382339	861265	<5	<0.001	<0.005
382340	861266	18	<0.001	0.018
382341	861267	<5	<0.001	<0.005
382342	861268	61	0.002	0.061
382343	861269	23	<0.001	0.023
382344 Dup	861269	20	<0.001	0.020
382345	861270	1080	0.032	1.080
382346	861271	<5	<0.001	<0.005
382347	861272	972	0.028	0.972
382348	861273	12	<0.001	0.012
382349	861274	6	<0.001	0.006
382350	861275	12	<0.001	0.012
382351	861276	5	<0.001	0.005
382352	861277	6127	0.179	6.127
382353	861278	354	0.010	0.354
382354	861279	1059	0.031	1.059
382355 Dup	861279	Insufficient Sample		
382356	861280	1561	0.046	1.561
382357	861281	783	0.023	0.783

PROCEDURE CODES: ALP1, ALFA2

 Certified By: 
 Jason Moore, General Manager

 The results included on this report relate only to the items tested
 The Certificate of Analysis should not be reproduced except in full,
 without the written approval of the laboratory

Monday, December 19, 2011


Certificate of Analysis

 Premier Gold Mines Ltd.
 Suite 401, 1113 Jade Court
 Thunder Bay, ON, CAN
 P7B6M7
 Ph#: (807) 346-1390
 Fax#: (807) 346-0100
 Email: ttwomey@premiergoldmines.com, JLee@alyrisgroup.com

 Date Received: 12/13/2010
 Date Completed: 12/17/2010
 Job #: 201045411
 Reference: 10-02681
 Sample #: 90

Acc #	Client ID	Au ppb	Au oz/t	Au g/t (ppm)
382358	861282	593	0.017	0.593
382359	861283	43	0.001	0.043
382360	861284	7	<0.001	0.007
382361	861285	13	<0.001	0.013
382362	861286	10	<0.001	0.010
382363	861287	<5	<0.001	<0.005
382364	861288	64	0.002	0.064
382365	861289	37	0.001	0.037
382366 Dup	861289	43	0.001	0.043

PROCEDURE CODES: ALP1, ALFA2

 Certified By: 
 Jason Moore, General Manager

 The results included on this report relate only to the items tested
 The Certificate of Analysis should not be reproduced except in full,
 without the written approval of the laboratory

Monday, December 19, 2011


Certificate of Analysis

 Premier Gold Mines Ltd.
 Suite 401, 1113 Jade Court
 Thunder Bay, ON, CAN
 P7B6M7
 Ph#: (807) 346-1390
 Fax#: (807) 346-0100
 Email: ttwomey@premiergoldmines.com, JLee@alyrisgroup.com

 Date Received: 12/14/2010
 Date Completed: 12/20/2010
 Job #: 201045430
 Reference: 10-02695
 Sample #: 25

Acc #	Client ID	Au ppb	Au oz/t	Au g/t (ppm)
384250	861290	6	<0.001	0.006
384251	861291	<5	<0.001	<0.005
384252	861292	7	<0.001	0.007
384253	861293	8	<0.001	0.008
384254	861294	8072	0.235	8.072
384255	861295	9	<0.001	0.009
384256	861296	8	<0.001	0.008
384257	861297	9	<0.001	0.009
384258	861298	10	<0.001	0.010
384259	861299	7	<0.001	0.007
384260 Dup	861299	6	<0.001	0.006
384261	861300	8	<0.001	0.008
384262	861301	7	<0.001	0.007
384263	861302	7	<0.001	0.007
384264	861303	36	0.001	0.036
384265	861304	626	0.018	0.626
384266	861305	619	0.018	0.619
384267	861306	<5	<0.001	<0.005
384268	861307	50	0.001	0.050
384269	861308	45	0.001	0.045
384270	861309	446	0.013	0.446
384271 Dup	861309	449	0.013	0.449
384272	861310	23	<0.001	0.023
384273	861311	11	<0.001	0.011
384274	861312	3587	0.105	3.587
384275	861313	21	<0.001	0.021
384276	861314	6	<0.001	0.006

PROCEDURE CODES: ALP1, ALFA2

 Certified By: 
 Jason Moore, General Manager

 The results included on this report relate only to the items tested
 The Certificate of Analysis should not be reproduced except in full,
 without the written approval of the laboratory

Monday, December 19, 2011


Certificate of Analysis

 Premier Gold Mines Ltd.
 Suite 401, 1113 Jade Court
 Thunder Bay, ON, CAN
 P7B6M7
 Ph#: (807) 346-1390
 Fax#: (807) 346-0100
 Email: ttwomey@premiergoldmines.com, JLee@alyrisgroup.com

 Date Received: 12/15/2010
 Date Completed: 12/22/2010
 Job #: 201045443
 Reference: 10-02712
 Sample #: 55

Acc #	Client ID	Au ppb	Au oz/t	Au g/t (ppm)
385829	0861315	<5	<0.001	<0.005
385830	0861316	<5	<0.001	<0.005
385831	0861317	<5	<0.001	<0.005
385832	0861318	<5	<0.001	<0.005
385833	0861319	6	<0.001	0.006
385834	0861320	<5	<0.001	<0.005
385835	0861321	5	<0.001	0.005
385836	0861322	5	<0.001	0.005
385837	0861323	<5	<0.001	<0.005
385838	0861324	<5	<0.001	<0.005
385839 Dup	0861324	<5	<0.001	<0.005
385840	0861325	<5	<0.001	<0.005
385841	0861326	<5	<0.001	<0.005
385842	0861327	<5	<0.001	<0.005
385843	0861328	7	<0.001	0.007
385844	0861329	<5	<0.001	<0.005
385845	0861330	10	<0.001	0.010
385846	0861331	1219	0.036	1.219
385847	0861332	<5	<0.001	<0.005
385848	0861333	6	<0.001	0.006
385849	0861334	<5	<0.001	<0.005
385850 Dup	0861334	<5	<0.001	<0.005
385851	0861335	13	<0.001	0.013
385852	0861336	12	<0.001	0.012
385853	0861337	<5	<0.001	<0.005
385854	0861338	17	<0.001	0.017
385855	0861339	16	<0.001	0.016
385856	0861340	7	<0.001	0.007
385857	0861341	6	<0.001	0.006
385858	0861342	5	<0.001	0.005

PROCEDURE CODES: ALP1, ALFA2

 Certified By: 
 Jason Moore, General Manager

 The results included on this report relate only to the items tested
 The Certificate of Analysis should not be reproduced except in full,
 without the written approval of the laboratory

Monday, December 19, 2011


Certificate of Analysis

 Premier Gold Mines Ltd.
 Suite 401, 1113 Jade Court
 Thunder Bay, ON, CAN
 P7B6M7
 Ph#: (807) 346-1390
 Fax#: (807) 346-0100
 Email: ttwomey@premiergoldmines.com, JLee@alyrisgroup.com

 Date Received: 12/15/2010
 Date Completed: 12/22/2010
 Job #: 201045443
 Reference: 10-02712
 Sample #: 55

Acc #	Client ID	Au ppb	Au oz/t	Au g/t (ppm)
385859	0861343	6	<0.001	0.006
385860	0861344	8	<0.001	0.008
385861 Dup	0861344	7	<0.001	0.007
385862	0861345	9	<0.001	0.009
385863	0861346	8	<0.001	0.008
385864	0861347	6	<0.001	0.006
385865	0861348	8	<0.001	0.008
385866	0861349	7	<0.001	0.007
385867	0861350	1153	0.034	1.153
385868	0861351	39	0.001	0.039
385869	0861352	6	<0.001	0.006
385870	0861353	<5	<0.001	<0.005
385871	0861354	6	<0.001	0.006
385872 Dup	0861354	<5	<0.001	<0.005
385873	0861355	7	<0.001	0.007
385874	0861356	34	<0.001	0.034
385875	0861357	10	<0.001	0.010
385876	0861358	7	<0.001	0.007
385877	0861359	6	<0.001	0.006
385878	0861360	101	0.003	0.101
385879	0861361	8689	0.253	8.689
385880	0861362	10	<0.001	0.010
385881	0861363	39	0.001	0.039
385882	0861364	12	<0.001	0.012
385883 Dup	0861364	10	<0.001	0.010
385884	0861365	12	<0.001	0.012
385885	0861366	6	<0.001	0.006
385886	0861367	10	<0.001	0.010
385887	0861368	7	<0.001	0.007
385888	0861369	6	<0.001	0.006

PROCEDURE CODES: ALP1, ALFA2

 Certified By: 
 Jason Moore, General Manager

 The results included on this report relate only to the items tested
 The Certificate of Analysis should not be reproduced except in full,
 without the written approval of the laboratory

Monday, December 19, 2011


Certificate of Analysis

 Premier Gold Mines Ltd.
 Suite 401, 1113 Jade Court
 Thunder Bay, ON, CAN
 P7B6M7
 Ph#: (807) 346-1390
 Fax#: (807) 346-0100
 Email: ttwomey@premiergoldmines.com, JLee@alyrisgroup.com

 Date Received: 12/16/2010
 Date Completed: 12/22/2010
 Job #: 201045469
 Reference: 10-02724
 Sample #: 60

Acc #	Client ID	Au ppb	Au oz/t	Au g/t (ppm)
388769	861370	9	<0.001	0.009
388770	861371	42	0.001	0.042
388771	861372	35	0.001	0.035
388772	861373	19	<0.001	0.019
388773	861374	<5	<0.001	<0.005
388774	861375	20	<0.001	0.020
388775	861376	3881	0.113	3.881
388776	861377	8	<0.001	0.008
388777	861378	298	0.009	0.298
388778	861379	544	0.016	0.544
388779 Dup	861379	547	0.016	0.547
388780	861380	148	0.004	0.148
388781	861381	<5	<0.001	<0.005
388782	861382	12	<0.001	0.012
388783	861383	916	0.027	0.916
388784	861384	<5	<0.001	<0.005
388785	861385	199	0.006	0.199
388786	861386	63	0.002	0.063
388787	861387	59	0.002	0.059
388788	861388	<5	<0.001	<0.005
388789	861389	<5	<0.001	<0.005
388790 Dup	861389	<5	<0.001	<0.005
388791	861390	<5	<0.001	<0.005
388792	861391	<5	<0.001	<0.005
388793	861392	<5	<0.001	<0.005
388794	861393	<5	<0.001	<0.005
388795	861394	<5	<0.001	<0.005
388796	861395	1159	0.034	1.159
388797	861396	<5	<0.001	<0.005
388798	861397	<5	<0.001	<0.005

PROCEDURE CODES: ALP1, ALFA2

 Certified By: 
 Jason Moore, General Manager

 The results included on this report relate only to the items tested
 The Certificate of Analysis should not be reproduced except in full,
 without the written approval of the laboratory

Monday, December 19, 2011


Certificate of Analysis

 Premier Gold Mines Ltd.
 Suite 401, 1113 Jade Court
 Thunder Bay, ON, CAN
 P7B6M7
 Ph#: (807) 346-1390
 Fax#: (807) 346-0100
 Email: ttwomey@premiergoldmines.com, JLee@alyrisgroup.com

 Date Received: 12/16/2010
 Date Completed: 12/22/2010
 Job #: 201045469
 Reference: 10-02724
 Sample #: 60

Acc #	Client ID	Au ppb	Au oz/t	Au g/t (ppm)
388799	861398	8	<0.001	0.008
388800	861399	8	<0.001	0.008
388801 Dup	861399	8	<0.001	0.008
388802	861400	<5	<0.001	<0.005
388803	861401	<5	<0.001	<0.005
388804	861402	<5	<0.001	<0.005
388805	861403	<5	<0.001	<0.005
388806	861404	<5	<0.001	<0.005
388807	861405	<5	<0.001	<0.005
388808	861406	8	<0.001	0.008
388809	861407	<5	<0.001	<0.005
388810	861408	<5	<0.001	<0.005
388811	861409	<5	<0.001	<0.005
388812 Dup	861409	<5	<0.001	<0.005
388813	861410	<5	<0.001	<0.005
388814	861411	<5	<0.001	<0.005
388815	861412	<5	<0.001	<0.005
388816	861413	<5	<0.001	<0.005
388817	861414	<5	<0.001	<0.005
388818	861415	8382	0.245	8.382
388819	861416	<5	<0.001	<0.005
388820	861417	<5	<0.001	<0.005
388821	861418	<5	<0.001	<0.005
388822	861419	<5	<0.001	<0.005
388823 Dup	861419	<5	<0.001	<0.005
388824	861420	<5	<0.001	<0.005
388825	861421	<5	<0.001	<0.005
388826	861422	<5	<0.001	<0.005
388827	861423	<5	<0.001	<0.005
388828	861424	<5	<0.001	<0.005

PROCEDURE CODES: ALP1, ALFA2

 Certified By: 
 Jason Moore, General Manager

 The results included on this report relate only to the items tested
 The Certificate of Analysis should not be reproduced except in full,
 without the written approval of the laboratory

Monday, December 19, 2011


Certificate of Analysis

Premier Gold Mines Ltd.
 Suite 401, 1113 Jade Court
 Thunder Bay, ON, CAN
 P7B6M7
 Ph#: (807) 346-1390
 Fax#: (807) 346-0100
 Email: ttwomey@premiergoldmines.com, JLee@alyrisgroup.com

Date Received: 12/16/2010
 Date Completed: 12/22/2010
 Job #: 201045469
 Reference: 10-02724
 Sample #: 60

Acc #	Client ID	Au ppb	Au oz/t	Au g/t (ppm)
388829	861425	<5	<0.001	<0.005
388830	861426	<5	<0.001	<0.005
388831	861427	<5	<0.001	<0.005
388832	861428	<5	<0.001	<0.005
388833	861429	<5	<0.001	<0.005
388834 Rep	861429	<5	<0.001	<0.005

PROCEDURE CODES: ALP1, ALFA2


 Certified By: Jason Moore, General Manager

The results included on this report relate only to the items tested
 The Certificate of Analysis should not be reproduced except in full,
 without the written approval of the laboratory

Monday, December 19, 2011


Certificate of Analysis

 Premier Gold Mines Ltd.
 Suite 401, 1113 Jade Court
 Thunder Bay, ON, CAN
 P7B6M7
 Ph#: (807) 346-1390
 Fax#: (807) 346-0100
 Email: ttwomey@premiergoldmines.com, JLee@alyrisgroup.com

 Date Received: 12/20/2010
 Date Completed: 01/03/2011
 Job #: 201045512
 Reference: 10-02735
 Sample #: 55

Acc #	Client ID	Au ppb	Au oz/t	Au g/t (ppm)
393865	861430	<5	<0.001	<0.005
393866	861431	<5	<0.001	<0.005
393867	861432	3828	0.112	3.828
393868	861433	<5	<0.001	<0.005
393869	861434	<5	<0.001	<0.005
393870	861435	<5	<0.001	<0.005
393871	861436	<5	<0.001	<0.005
393872	861437	<5	<0.001	<0.005
393873	861438	<5	<0.001	<0.005
393874	861439	<5	<0.001	<0.005
393875 Dup	861439	<5	<0.001	<0.005
393876	861440	<5	<0.001	<0.005
393877	861441	<5	<0.001	<0.005
393878	861442	<5	<0.001	<0.005
393879	861443	<5	<0.001	<0.005
393880	861444	<5	<0.001	<0.005
393881	861445	<5	<0.001	<0.005
393882	861446	<5	<0.001	<0.005
393883	861447	<5	<0.001	<0.005
393884	861448	<5	<0.001	<0.005
393885	861449	<5	<0.001	<0.005
393886 Dup	861449	<5	<0.001	<0.005
393887	861450	<5	<0.001	<0.005
393888	861451	<5	<0.001	<0.005
393889	861452	13	<0.001	0.013
393890	861453	1098	0.032	1.098
393891	861454	<5	<0.001	<0.005
393892	861455	<5	<0.001	<0.005
393893	861456	<5	<0.001	<0.005
393894	861457	7	<0.001	0.007

PROCEDURE CODES: ALP1, ALFA2

 Certified By:  Jason Moore, General Manager

 The results included on this report relate only to the items tested
 The Certificate of Analysis should not be reproduced except in full,
 without the written approval of the laboratory

Monday, December 19, 2011


Certificate of Analysis

 Premier Gold Mines Ltd.
 Suite 401, 1113 Jade Court
 Thunder Bay, ON, CAN
 P7B6M7
 Ph#: (807) 346-1390
 Fax#: (807) 346-0100
 Email: ttwomey@premiergoldmines.com, JLee@alyrisgroup.com

 Date Received: 12/20/2010
 Date Completed: 01/03/2011
 Job #: 201045512
 Reference: 10-02735
 Sample #: 55

Acc #	Client ID	Au ppb	Au oz/t	Au g/t (ppm)
393895	861458	<5	<0.001	<0.005
393896	861459	6	<0.001	0.006
393897 Dup	861459	5	<0.001	0.005
393898	861460	6	<0.001	0.006
393899	861461	7	<0.001	0.007
393900	861462	6	<0.001	0.006
393901	861463	<5	<0.001	<0.005
393902	861464	8	<0.001	0.008
393903	861465	6	<0.001	0.006
393904	861466	8	<0.001	0.008
393905	861467	6	<0.001	0.006
393906	861468	7	<0.001	0.007
393907	861469	6	<0.001	0.006
393908 Dup	861469	5	<0.001	0.005
393909	861470	7	<0.001	0.007
393910	861471	12	<0.001	0.012
393911	861472	<5	<0.001	<0.005
393912	861473	5	<0.001	0.005
393913	861474	5	<0.001	0.005
393914	861475	459	0.013	0.459
393915	861476	8	<0.001	0.008
393916	861477	7	<0.001	0.007
393917	861478	8193	0.239	8.193
393918	861479	7	<0.001	0.007
393919 Dup	861479	7	<0.001	0.007
393920	861480	7	<0.001	0.007
393921	861481	6	<0.001	0.006
393922	861482	<5	<0.001	<0.005
393923	861483	5	<0.001	0.005
393924	861484	<5	<0.001	<0.005

PROCEDURE CODES: ALP1, ALFA2

 Certified By: 
 Jason Moore, General Manager

 The results included on this report relate only to the items tested
 The Certificate of Analysis should not be reproduced except in full,
 without the written approval of the laboratory

Monday, December 19, 2011


Certificate of Analysis

 Premier Gold Mines Ltd.
 Suite 401, 1113 Jade Court
 Thunder Bay, ON, CAN
 P7B6M7
 Ph#: (807) 346-1390
 Fax#: (807) 346-0100
 Email: ttwomey@premiergoldmines.com, JLee@alyrisgroup.com

 Date Received: 12/20/2010
 Date Completed: 01/03/2011
 Revised Date: 01/06/2011
 Job #: 201045511
 Reference: 10-02743
 Sample #: 55

Acc #	Client ID	Au ppb	Au oz/t	Au g/t (ppm)
393805	861485	8	<0.001	0.008
393806	861486	<5	<0.001	<0.005
393807	861487	8	<0.001	0.008
393808	861488	6	<0.001	0.006
393809	861489	7	<0.001	0.007
393810	861490	8	<0.001	0.008
393811	861491	6	<0.001	0.006
393812	861492	7	<0.001	0.007
393813	861493	7	<0.001	0.007
393814	861494	7	<0.001	0.007
393815 Dup	861494	7	<0.001	0.007
393816	861495	7	<0.001	0.007
393817	861496	3810	0.111	3.810
393818	861497	8	<0.001	0.008
393819	861498	8	<0.001	0.008
393820	861499	6	<0.001	0.006
393821	861500	7	<0.001	0.007
393822	861501	<5	<0.001	<0.005
393823	861502	<5	<0.001	<0.005
393824	861503	<5	<0.001	<0.005
393825	861504	<5	<0.001	<0.005
393826 Dup	861504	<5	<0.001	<0.005
393827	861505	<5	<0.001	<0.005
393828	861506	<5	<0.001	<0.005
393829	861507	<5	<0.001	<0.005
393830	861508	<5	<0.001	<0.005
393831	861509	<5	<0.001	<0.005
393832	861510	<5	<0.001	<0.005
393833	861511	<5	<0.001	<0.005
393834	861512	<5	<0.001	<0.005

PROCEDURE CODES: ALP1, ALFA2

 Certified By: 
 Jason Moore, General Manager

 The results included on this report relate only to the items tested
 The Certificate of Analysis should not be reproduced except in full,
 without the written approval of the laboratory

Monday, December 19, 2011


Certificate of Analysis

 Premier Gold Mines Ltd.
 Suite 401, 1113 Jade Court
 Thunder Bay, ON, CAN
 P7B6M7
 Ph#: (807) 346-1390
 Fax#: (807) 346-0100
 Email: ttwomey@premiergoldmines.com, JLee@alyrisgroup.com

 Date Received: 12/20/2010
 Date Completed: 01/03/2011
 Revised Date: 01/06/2011
 Job #: 201045511
 Reference: 10-02743
 Sample #: 55

Acc #	Client ID	Au ppb	Au oz/t	Au g/t (ppm)
393835	861513	<5	<0.001	<0.005
393836	861514	<5	<0.001	<0.005
393837 Dup	861514	<5	<0.001	<0.005
393838	861515	<5	<0.001	<0.005
393839	861516	7	<0.001	0.007
393840	861517	5	<0.001	0.005
393841	861518	7	<0.001	0.007
393842	861519	9	<0.001	0.009
393843	861520	10	<0.001	0.010
393844	861521	<5	<0.001	<0.005
393845	861522	80	0.002	0.080
393846	861523	1186	0.035	1.186
393847	861524	1101	0.032	1.101
393848 Dup	861524	Insufficient Sample		
393849	861525	517	0.015	0.517
393850	861526	330	0.010	0.330
393851	861527	14	<0.001	0.014
393852	861528	865	0.025	0.865
393853	861529	25	<0.001	0.025
393854	861530	<5	<0.001	<0.005
393855	861531	46	0.001	0.046
393856	861532	3783	0.110	3.783
393857	861533	12	<0.001	0.012
393858	861534	24	<0.001	0.024
393859 Dup	861534	45	0.001	0.045
393860	861535	38	0.001	0.038
393861	861536	16	<0.001	0.016
393862	861537	<5	<0.001	<0.005
393863	861538	5	<0.001	0.005
393864	861539	<5	<0.001	<0.005

PROCEDURE CODES: ALP1, ALFA2

 Certified By: 
 Jason Moore, General Manager

 The results included on this report relate only to the items tested
 The Certificate of Analysis should not be reproduced except in full,
 without the written approval of the laboratory

Monday, December 19, 2011


Certificate of Analysis

 Premier Gold Mines Ltd.
 Suite 401, 1113 Jade Court
 Thunder Bay, ON, CAN
 P7B6M7
 Ph#: (807) 346-1390
 Fax#: (807) 346-0100
 Email: ttwomey@premiergoldmines.com, JLee@alyrisgroup.com

 Date Received: 12/23/2010
 Date Completed: 01/11/2011
 Job #: 201045589
 Reference: 10-02764
 Sample #: 189

Acc #	Client ID	Au ppb	Au oz/t	Au g/t (ppm)
399846	861540	<5	<0.001	<0.005
399847	861541	<5	<0.001	<0.005
399848	861542	<5	<0.001	<0.005
399849	861543	5	<0.001	0.005
399850	861544	2086	0.061	2.086
399851	861545	8	<0.001	0.008
399852	861546	<5	<0.001	<0.005
399853	861547	<5	<0.001	<0.005
399854	861548	<5	<0.001	<0.005
399855	861549	14	<0.001	0.014
399856 Dup	861549	20	<0.001	0.020
399857	861550	<5	<0.001	<0.005
399858	861551	<5	<0.001	<0.005
399859	861552	<5	<0.001	<0.005
399860	861553	10	<0.001	0.010
399861	861554	<5	<0.001	<0.005
399862	861555	7970	0.233	7.970
399863	861556	<5	<0.001	<0.005
399864	861557	<5	<0.001	<0.005
399865	861558	<5	<0.001	<0.005
399866	861559	<5	<0.001	<0.005
399867 Dup	861559	<5	<0.001	<0.005
399868	861560	<5	<0.001	<0.005
399869	861561	<5	<0.001	<0.005
399870	861562	<5	<0.001	<0.005
399871	861563	5	<0.001	0.005
399872	861564	<5	<0.001	<0.005
399873	861565	25	<0.001	0.025
399874	861566	17	<0.001	0.017
399875	861567	71	0.002	0.071

PROCEDURE CODES: ALP1, ALFA2

 Certified By: 
 Jason Moore, General Manager

 The results included on this report relate only to the items tested
 The Certificate of Analysis should not be reproduced except in full,
 without the written approval of the laboratory

Monday, December 19, 2011


Certificate of Analysis

 Premier Gold Mines Ltd.
 Suite 401, 1113 Jade Court
 Thunder Bay, ON, CAN
 P7B6M7
 Ph#: (807) 346-1390
 Fax#: (807) 346-0100
 Email: ttwomey@premiergoldmines.com, JLee@alyrisgroup.com

 Date Received: 12/23/2010
 Date Completed: 01/11/2011
 Job #: 201045589
 Reference: 10-02764
 Sample #: 189

Acc #	Client ID	Au ppb	Au oz/t	Au g/t (ppm)
399876	861568	423	0.012	0.423
399877	861569	72	0.002	0.072
399878 Dup	861569	72	0.002	0.072
399879	861570	<5	<0.001	<0.005
399880	861571	<5	<0.001	<0.005
399881	861572	<5	<0.001	<0.005
399882	861573	<5	<0.001	<0.005
399883	861574	<5	<0.001	<0.005
399884	861575	<5	<0.001	<0.005
399885	861576	<5	<0.001	<0.005
399886	861577	<5	<0.001	<0.005
399887	861578	<5	<0.001	<0.005
399888	861579	3833	0.112	3.833
399889 Dup	861579	Insufficient Sample		
399890	861580	<5	<0.001	<0.005
399891	861581	9	<0.001	0.009
399892	861582	<5	<0.001	<0.005
399893	861583	<5	<0.001	<0.005
399894	861584	<5	<0.001	<0.005
399895	861585	1158	0.034	1.158
399896	861586	<5	<0.001	<0.005
399897	861587	<5	<0.001	<0.005
399898	861588	7	<0.001	0.007
399899	861589	<5	<0.001	<0.005
399900 Dup	861589	<5	<0.001	<0.005
399901	861590	<5	<0.001	<0.005
399902	861591	<5	<0.001	<0.005
399903	861592	<5	<0.001	<0.005
399904	861593	<5	<0.001	<0.005
399905	861594	<5	<0.001	<0.005

PROCEDURE CODES: ALP1, ALFA2

 Certified By: 
 Jason Moore, General Manager

 The results included on this report relate only to the items tested
 The Certificate of Analysis should not be reproduced except in full,
 without the written approval of the laboratory

Monday, December 19, 2011


Certificate of Analysis

 Premier Gold Mines Ltd.
 Suite 401, 1113 Jade Court
 Thunder Bay, ON, CAN
 P7B6M7
 Ph#: (807) 346-1390
 Fax#: (807) 346-0100
 Email: ttwomey@premiergoldmines.com, JLee@alyrisgroup.com

 Date Received: 12/23/2010
 Date Completed: 01/11/2011
 Job #: 201045589
 Reference: 10-02764
 Sample #: 189

Acc #	Client ID	Au ppb	Au oz/t	Au g/t (ppm)
399906	861595	<5	<0.001	<0.005
399907	861596	<5	<0.001	<0.005
399908	861597	<5	<0.001	<0.005
399909	861598	<5	<0.001	<0.005
399910	861599	<5	<0.001	<0.005
399911 Rep	861599	<5	<0.001	<0.005
399912	861600	<5	<0.001	<0.005
399913	861601	<5	<0.001	<0.005
399914	861602	<5	<0.001	<0.005
399915	861603	214	0.006	0.214
399916	861604	14	<0.001	0.014
399917	861605	<5	<0.001	<0.005
399918	861606	<5	<0.001	<0.005
399919	861607	<5	<0.001	<0.005
399920	861608	138	0.004	0.138
399921	861609	<5	<0.001	<0.005
399922 Dup	861609	Insufficient Sample		
399923	861610	204	0.006	0.204
399924	861611	5	<0.001	0.005
399925	861612	<5	<0.001	<0.005
399926	861613	<5	<0.001	<0.005
399927	861614	<5	<0.001	<0.005
399928	861615	<5	<0.001	<0.005
399929	861616	<5	<0.001	<0.005
399930	861617	302	0.009	0.302
399931	861618	6	<0.001	0.006
399932	861619	<5	<0.001	<0.005
399933 Dup	861619	<5	<0.001	<0.005
399934	861620	<5	<0.001	<0.005
399935	861621	8089	0.236	8.089

PROCEDURE CODES: ALP1, ALFA2

 Certified By: 
 Jason Moore, General Manager

 The results included on this report relate only to the items tested
 The Certificate of Analysis should not be reproduced except in full,
 without the written approval of the laboratory

Monday, December 19, 2011


Certificate of Analysis

 Premier Gold Mines Ltd.
 Suite 401, 1113 Jade Court
 Thunder Bay, ON, CAN
 P7B6M7
 Ph#: (807) 346-1390
 Fax#: (807) 346-0100
 Email: ttwomey@premiergoldmines.com, JLee@alyrisgroup.com

 Date Received: 12/23/2010
 Date Completed: 01/11/2011
 Job #: 201045589
 Reference: 10-02764
 Sample #: 189

Acc #	Client ID	Au ppb	Au oz/t	Au g/t (ppm)
399936	861622	<5	<0.001	<0.005
399937	861623	<5	<0.001	<0.005
399938	861624	<5	<0.001	<0.005
399939	861625	<5	<0.001	<0.005
399940	861626	<5	<0.001	<0.005
399941	861627	<5	<0.001	<0.005
399942	861628	<5	<0.001	<0.005
399943	861629	<5	<0.001	<0.005
399944 Dup	861629	<5	<0.001	<0.005
399945	861630	<5	<0.001	<0.005
399946	861631	<5	<0.001	<0.005
399947	861632	<5	<0.001	<0.005
399948	861633	<5	<0.001	<0.005
399949	861634	3690	0.108	3.690
399950	861635	5	<0.001	0.005
399951	861636	6	<0.001	0.006
399952	861637	<5	<0.001	<0.005
399953	861638	<5	<0.001	<0.005
399954	861639	13	<0.001	0.013
399955 Dup	861639	<5	<0.001	<0.005
399956	861640	<5	<0.001	<0.005
399957	861641	<5	<0.001	<0.005
399958	861642	<5	<0.001	<0.005
399959	861643	<5	<0.001	<0.005
399960	861644	<5	<0.001	<0.005
399961	861645	<5	<0.001	<0.005
399962	861646	<5	<0.001	<0.005
399963	861647	1130	0.033	1.130
399964	861648	<5	<0.001	<0.005
399965	861649	<5	<0.001	<0.005

PROCEDURE CODES: ALP1, ALFA2

 Certified By: 
 Jason Moore, General Manager

 The results included on this report relate only to the items tested
 The Certificate of Analysis should not be reproduced except in full,
 without the written approval of the laboratory

Monday, December 19, 2011


Certificate of Analysis

 Premier Gold Mines Ltd.
 Suite 401, 1113 Jade Court
 Thunder Bay, ON, CAN
 P7B6M7
 Ph#: (807) 346-1390
 Fax#: (807) 346-0100
 Email: ttwomey@premiergoldmines.com, JLee@alyrisgroup.com

 Date Received: 12/23/2010
 Date Completed: 01/11/2011
 Job #: 201045589
 Reference: 10-02764
 Sample #: 189

Acc #	Client ID	Au ppb	Au oz/t	Au g/t (ppm)
399966 Dup	861649	<5	<0.001	<0.005
399967	861650	<5	<0.001	<0.005
399968	861651	11	<0.001	0.011
399969	861652	<5	<0.001	<0.005
399970	861653	<5	<0.001	<0.005
399971	861654	<5	<0.001	<0.005
399972	861655	<5	<0.001	<0.005
399973	861656	<5	<0.001	<0.005
399974	861657	<5	<0.001	<0.005
399975	861658	<5	<0.001	<0.005
399976	861659	<5	<0.001	<0.005
399977 Rep	861659	<5	<0.001	<0.005
399978	861660	1130	0.033	1.130
399979	861661	<5	<0.001	<0.005
399980	861662	<5	<0.001	<0.005
399981	861663	<5	<0.001	<0.005
399982	861664	<5	<0.001	<0.005
399983	861665	<5	<0.001	<0.005
399984	861666	<5	<0.001	<0.005
399985	861667	<5	<0.001	<0.005
399986	861668	<5	<0.001	<0.005
399987	861669	<5	<0.001	<0.005
399988 Dup	861669	<5	<0.001	<0.005
399989	861670	<5	<0.001	<0.005
399990	861671	<5	<0.001	<0.005
399991	861672	<5	<0.001	<0.005
399992	861673	<5	<0.001	<0.005
399993	861674	<5	<0.001	<0.005
399994	861675	6	<0.001	0.006
399995	861676	<5	<0.001	<0.005

PROCEDURE CODES: ALP1, ALFA2

 Certified By: 
 Jason Moore, General Manager

 The results included on this report relate only to the items tested
 The Certificate of Analysis should not be reproduced except in full,
 without the written approval of the laboratory

Monday, December 19, 2011


Certificate of Analysis

 Premier Gold Mines Ltd.
 Suite 401, 1113 Jade Court
 Thunder Bay, ON, CAN
 P7B6M7
 Ph#: (807) 346-1390
 Fax#: (807) 346-0100
 Email: ttwomey@premiergoldmines.com, JLee@alyrisgroup.com

 Date Received: 12/23/2010
 Date Completed: 01/11/2011
 Job #: 201045589
 Reference: 10-02764
 Sample #: 189

Acc #	Client ID	Au ppb	Au oz/t	Au g/t (ppm)
399996	861677	<5	<0.001	<0.005
399997	861678	<5	<0.001	<0.005
399998	861679	<5	<0.001	<0.005
399999 Dup	861679	<5	<0.001	<0.005
400000	861680	<5	<0.001	<0.005
400001	861681	<5	<0.001	<0.005
400002	861682	<5	<0.001	<0.005
400003	861683	<5	<0.001	<0.005
400004	861684	<5	<0.001	<0.005
400005	861685	<5	<0.001	<0.005
400006	861686	3831	0.112	3.831
400007	861687	<5	<0.001	<0.005
400008	861688	<5	<0.001	<0.005
400009	861689	<5	<0.001	<0.005
400010 Dup	861689	<5	<0.001	<0.005
400011	861690	9	<0.001	0.009
400012	861691	<5	<0.001	<0.005
400013	861692	58	0.002	0.058
400014	861693	<5	<0.001	<0.005
400015	861694	<5	<0.001	<0.005
400016	861695	<5	<0.001	<0.005
400017	861696	<5	<0.001	<0.005
400018	861697	8288	0.242	8.288
400019	861698	<5	<0.001	<0.005
400020	861699	<5	<0.001	<0.005
400021 Dup	861699	<5	<0.001	<0.005
400022	861700	<5	<0.001	<0.005
400023	861701	<5	<0.001	<0.005
400024	861702	<5	<0.001	<0.005
400025	861703	<5	<0.001	<0.005

PROCEDURE CODES: ALP1, ALFA2

 Certified By: 
 Jason Moore, General Manager

 The results included on this report relate only to the items tested
 The Certificate of Analysis should not be reproduced except in full,
 without the written approval of the laboratory

Monday, December 19, 2011


Certificate of Analysis

 Premier Gold Mines Ltd.
 Suite 401, 1113 Jade Court
 Thunder Bay, ON, CAN
 P7B6M7
 Ph#: (807) 346-1390
 Fax#: (807) 346-0100
 Email: ttwomey@premiergoldmines.com, JLee@alyrisgroup.com

 Date Received: 12/23/2010
 Date Completed: 01/11/2011
 Job #: 201045589
 Reference: 10-02764
 Sample #: 189

Acc #	Client ID	Au ppb	Au oz/t	Au g/t (ppm)
400026	861704	<5	<0.001	<0.005
400027	861705	<5	<0.001	<0.005
400028	861706	<5	<0.001	<0.005
400029	861707	<5	<0.001	<0.005
400030	861708	<5	<0.001	<0.005
400031	861709	<5	<0.001	<0.005
400032 Dup	861709	<5	<0.001	<0.005
400033	861710	<5	<0.001	<0.005
400034	861711	<5	<0.001	<0.005
400035	861712	<5	<0.001	<0.005
400036	861713	1132	0.033	1.132
400037	861714	<5	<0.001	<0.005
400038	861715	<5	<0.001	<0.005
400039	861716	<5	<0.001	<0.005
400040	861717	<5	<0.001	<0.005
400041	861718	<5	<0.001	<0.005
400042	861719	<5	<0.001	<0.005
400043 Rep	861719	<5	<0.001	<0.005
400044	861720	<5	<0.001	<0.005
400045	861721	<5	<0.001	<0.005
400046	861722	<5	<0.001	<0.005
400047	861723	<5	<0.001	<0.005
400048	861724	<5	<0.001	<0.005
400049	861725	<5	<0.001	<0.005
400050	861726	3840	0.112	3.840
400051	861727	<5	<0.001	<0.005
400052	861728	<5	<0.001	<0.005

PROCEDURE CODES: ALP1, ALFA2

 Certified By: 
 Jason Moore, General Manager

 The results included on this report relate only to the items tested
 The Certificate of Analysis should not be reproduced except in full,
 without the written approval of the laboratory

Monday, December 19, 2011


Certificate of Analysis

 Premier Gold Mines Ltd.
 Suite 401, 1113 Jade Court
 Thunder Bay, ON, CAN
 P7B6M7
 Ph#: (807) 346-1390
 Fax#: (807) 346-0100
 Email: ttwomey@premiergoldmines.com, JLee@alyrisgroup.com

 Date Received: 02/23/2011
 Date Completed: 03/07/2011
 Job #: 201140784
 Reference: 11-03376
 Sample #: 250

Acc #	Client ID	Au ppb	Au oz/t	Au g/t (ppm)
54234	861985	<5	<0.001	<0.005
54235	861986	7	<0.001	0.007
54236	861987	<5	<0.001	<0.005
54237	861988	<5	<0.001	<0.005
54238	861989	<5	<0.001	<0.005
54239	861990	<5	<0.001	<0.005
54240	861991	<5	<0.001	<0.005
54241	861992	<5	<0.001	<0.005
54242	861993	6	<0.001	0.006
54243	861994	<5	<0.001	<0.005
54244 Dup	861994	<5	<0.001	<0.005
54245	861995	<5	<0.001	<0.005
54246	861996	<5	<0.001	<0.005
54247	861997	<5	<0.001	<0.005
54248	861998	7882	0.230	7.882
54249	861999	9	<0.001	0.009
54250	862000	<5	<0.001	<0.005
54251	018501	<5	<0.001	<0.005
54252	018502	<5	<0.001	<0.005
54253	018503	<5	<0.001	<0.005
54254	018504	<5	<0.001	<0.005
54255 Dup	018504	<5	<0.001	<0.005
54256	018505	5	<0.001	0.005
54257	018506	1193	0.035	1.193
54258	018507	<5	<0.001	<0.005
54259	018508	<5	<0.001	<0.005
54260	018509	<5	<0.001	<0.005
54261	018510	<5	<0.001	<0.005
54262	018511	<5	<0.001	<0.005
54263	018512	<5	<0.001	<0.005

PROCEDURE CODES: ALP1, ALFA2

 Certified By:  Jason Moore, General Manager

 The results included on this report relate only to the items tested
 The Certificate of Analysis should not be reproduced except in full,
 without the written approval of the laboratory

Monday, December 19, 2011


Certificate of Analysis

 Premier Gold Mines Ltd.
 Suite 401, 1113 Jade Court
 Thunder Bay, ON, CAN
 P7B6M7
 Ph#: (807) 346-1390
 Fax#: (807) 346-0100
 Email: ttwomey@premiergoldmines.com, JLee@alyrisgroup.com

 Date Received: 02/23/2011
 Date Completed: 03/07/2011
 Job #: 201140784
 Reference: 11-03376
 Sample #: 250

Acc #	Client ID	Au ppb	Au oz/t	Au g/t (ppm)
54264	018513	<5	<0.001	<0.005
54265	018514	<5	<0.001	<0.005
54266 Dup	018514	<5	<0.001	<0.005
54267	018515	<5	<0.001	<0.005
54268	018516	<5	<0.001	<0.005
54269	018517	<5	<0.001	<0.005
54270	018518	<5	<0.001	<0.005
54271	018519	<5	<0.001	<0.005
54272	018520	<5	<0.001	<0.005
54273	018521	<5	<0.001	<0.005
54274	018522	<5	<0.001	<0.005
54275	018523	<5	<0.001	<0.005
54276	018524	<5	<0.001	<0.005
54277 Dup	018524	<5	<0.001	<0.005
54278	018525	<5	<0.001	<0.005
54279	018526	<5	<0.001	<0.005
54280	018527	<5	<0.001	<0.005
54281	018528	<5	<0.001	<0.005
54282	018529	<5	<0.001	<0.005
54283	018530	<5	<0.001	<0.005
54284	018531	<5	<0.001	<0.005
54285	018532	<5	<0.001	<0.005
54286	018533	<5	<0.001	<0.005
54287	018534	3857	0.113	3.857
54288 Dup	018534	Insufficient Sample		
54289	018535	<5	<0.001	<0.005
54290	018536	5	<0.001	0.005
54291	018537	<5	<0.001	<0.005
54292	018538	<5	<0.001	<0.005
54293	018539	<5	<0.001	<0.005

PROCEDURE CODES: ALP1, ALFA2

 Certified By: 
 Jason Moore, General Manager

 The results included on this report relate only to the items tested
 The Certificate of Analysis should not be reproduced except in full,
 without the written approval of the laboratory

Monday, December 19, 2011


Certificate of Analysis

 Premier Gold Mines Ltd.
 Suite 401, 1113 Jade Court
 Thunder Bay, ON, CAN
 P7B6M7
 Ph#: (807) 346-1390
 Fax#: (807) 346-0100
 Email: ttwomey@premiergoldmines.com, JLee@alyrisgroup.com

 Date Received: 02/23/2011
 Date Completed: 03/07/2011
 Job #: 201140784
 Reference: 11-03376
 Sample #: 250

Acc #	Client ID	Au ppb	Au oz/t	Au g/t (ppm)
54294	018540	6	<0.001	0.006
54295	018541	5	<0.001	0.005
54296	018542	<5	<0.001	<0.005
54297	018543	<5	<0.001	<0.005
54298	018544	6	<0.001	0.006
54299 Rep	018544	5	<0.001	0.005
54300	018545	8091	0.236	8.091
54301	018546	5	<0.001	0.005
54302	018547	<5	<0.001	<0.005
54303	018548	<5	<0.001	<0.005
54304	018549	<5	<0.001	<0.005
54305	018550	<5	<0.001	<0.005
54306	018551	<5	<0.001	<0.005
54307	018552	<5	<0.001	<0.005
54308	018553	<5	<0.001	<0.005
54309	018554	<5	<0.001	<0.005
54310 Dup	018554	<5	<0.001	<0.005
54311	018555	<5	<0.001	<0.005
54312	018556	<5	<0.001	<0.005
54313	018557	<5	<0.001	<0.005
54314	018558	1140	0.033	1.140
54315	018559	<5	<0.001	<0.005
54316	018560	<5	<0.001	<0.005
54317	018561	6	<0.001	0.006
54318	018562	8	<0.001	0.008
54319	018563	<5	<0.001	<0.005
54320	018564	6	<0.001	0.006
54321 Dup	018564	15	<0.001	0.015
54322	018565	<5	<0.001	<0.005
54323	018566	<5	<0.001	<0.005

PROCEDURE CODES: ALP1, ALFA2

 Certified By:  Jason Moore, General Manager

 The results included on this report relate only to the items tested
 The Certificate of Analysis should not be reproduced except in full,
 without the written approval of the laboratory

Monday, December 19, 2011


Certificate of Analysis

 Premier Gold Mines Ltd.
 Suite 401, 1113 Jade Court
 Thunder Bay, ON, CAN
 P7B6M7
 Ph#: (807) 346-1390
 Fax#: (807) 346-0100
 Email: ttwomey@premiergoldmines.com, JLee@alyrisgroup.com

 Date Received: 02/23/2011
 Date Completed: 03/07/2011
 Job #: 201140784
 Reference: 11-03376
 Sample #: 250

Acc #	Client ID	Au ppb	Au oz/t	Au g/t (ppm)
54324	018567	<5	<0.001	<0.005
54325	018568	<5	<0.001	<0.005
54326	018569	<5	<0.001	<0.005
54327	018570	<5	<0.001	<0.005
54328	018571	<5	<0.001	<0.005
54329	018572	8	<0.001	0.008
54330	018573	<5	<0.001	<0.005
54331	018574	<5	<0.001	<0.005
54332 Dup	018574	<5	<0.001	<0.005
54333	018575	279	0.008	0.279
54334	018576	129	0.004	0.129
54335	018577	53	0.002	0.053
54336	018578	98	0.003	0.098
54337	018579	53	0.002	0.053
54338	018580	258	0.008	0.258
54339	018581	<5	<0.001	<0.005
54340	018582	<5	<0.001	<0.005
54341	018583	<5	<0.001	<0.005
54342	018584	<5	<0.001	<0.005
54343 Dup	018584	<5	<0.001	<0.005
54344	018585	<5	<0.001	<0.005
54345	018586	3888	0.113	3.888
54346	018587	<5	<0.001	<0.005
54347	018588	<5	<0.001	<0.005
54348	018589	<5	<0.001	<0.005
54349	018590	<5	<0.001	<0.005
54350	018591	9	<0.001	0.009
54351	018592	<5	<0.001	<0.005
54352	018593	<5	<0.001	<0.005
54353	018594	<5	<0.001	<0.005

PROCEDURE CODES: ALP1, ALFA2

 Certified By:  Jason Moore, General Manager

 The results included on this report relate only to the items tested
 The Certificate of Analysis should not be reproduced except in full,
 without the written approval of the laboratory

Monday, December 19, 2011


Certificate of Analysis

 Premier Gold Mines Ltd.
 Suite 401, 1113 Jade Court
 Thunder Bay, ON, CAN
 P7B6M7
 Ph#: (807) 346-1390
 Fax#: (807) 346-0100
 Email: ttwomey@premiergoldmines.com, JLee@alyrisgroup.com

 Date Received: 02/23/2011
 Date Completed: 03/07/2011
 Job #: 201140784
 Reference: 11-03376
 Sample #: 250

Acc #	Client ID	Au ppb	Au oz/t	Au g/t (ppm)
54354 Dup	018594	<5	<0.001	<0.005
54355	018595	8578	0.250	8.578
54356	018596	6	<0.001	0.006
54357	018597	<5	<0.001	<0.005
54358	018598	<5	<0.001	<0.005
54359	018599	12	<0.001	0.012
54360	018600	<5	<0.001	<0.005
54361	018601	<5	<0.001	<0.005
54362	018602	<5	<0.001	<0.005
54363	018603	11	<0.001	0.011
54364	018604	8317	0.243	8.317
54365 Rep	018604	Insufficient Sample		
54366	018605	5	<0.001	0.005
54367	018606	6	<0.001	0.006
54368	018607	11	<0.001	0.011
54369	018608	<5	<0.001	<0.005
54370	018609	<5	<0.001	<0.005
54371	018610	<5	<0.001	<0.005
54372	018611	5	<0.001	0.005
54373	018612	<5	<0.001	<0.005
54374	018613	<5	<0.001	<0.005
54375	018614	<5	<0.001	<0.005
54376 Dup	018614	<5	<0.001	<0.005
54377	018615	<5	<0.001	<0.005
54378	018616	<5	<0.001	<0.005
54379	018617	<5	<0.001	<0.005
54380	018618	<5	<0.001	<0.005
54381	018619	<5	<0.001	<0.005
54382	018620	67	0.002	0.067
54383	018621	<5	<0.001	<0.005

PROCEDURE CODES: ALP1, ALFA2

 Certified By: 
 Jason Moore, General Manager

 The results included on this report relate only to the items tested
 The Certificate of Analysis should not be reproduced except in full,
 without the written approval of the laboratory

Monday, December 19, 2011


Certificate of Analysis

 Premier Gold Mines Ltd.
 Suite 401, 1113 Jade Court
 Thunder Bay, ON, CAN
 P7B6M7
 Ph#: (807) 346-1390
 Fax#: (807) 346-0100
 Email: ttwomey@premiergoldmines.com, JLee@alyrisgroup.com

 Date Received: 02/23/2011
 Date Completed: 03/07/2011
 Job #: 201140784
 Reference: 11-03376
 Sample #: 250

Acc #	Client ID	Au ppb	Au oz/t	Au g/t (ppm)
54384	018622	42	0.001	0.042
54385	018623	75	0.002	0.075
54386	018624	<5	<0.001	<0.005
54387 Dup	018624	<5	<0.001	<0.005
54388	018625	<5	<0.001	<0.005
54389	018626	5	<0.001	0.005
54390	018627	<5	<0.001	<0.005
54391	018628	<5	<0.001	<0.005
54392	018629	<5	<0.001	<0.005
54393	018630	8	<0.001	0.008
54394	018631	7	<0.001	0.007
54395	018632	9	<0.001	0.009
54396	018633	5	<0.001	0.005
54397	018634	10	<0.001	0.010
54398 Dup	018634	9	<0.001	0.009
54399	018635	1123	0.033	1.123
54400	018636	8	<0.001	0.008
54401	018637	6	<0.001	0.006
54402	018638	6	<0.001	0.006
54403	018639	7	<0.001	0.007
54404	018640	5	<0.001	0.005
54405	018641	<5	<0.001	<0.005
54406	018642	<5	<0.001	<0.005
54407	018643	3784	0.110	3.784
54408	018644	6	<0.001	0.006
54409 Dup	018644	6	<0.001	0.006
54410	018645	<5	<0.001	<0.005
54411	018646	<5	<0.001	<0.005
54412	018647	<5	<0.001	<0.005
54413	018648	<5	<0.001	<0.005

PROCEDURE CODES: ALP1, ALFA2

 Certified By: 
 Jason Moore, General Manager

 The results included on this report relate only to the items tested
 The Certificate of Analysis should not be reproduced except in full,
 without the written approval of the laboratory

Monday, December 19, 2011


Certificate of Analysis

 Premier Gold Mines Ltd.
 Suite 401, 1113 Jade Court
 Thunder Bay, ON, CAN
 P7B6M7
 Ph#: (807) 346-1390
 Fax#: (807) 346-0100
 Email: ttwomey@premiergoldmines.com, JLee@alyrisgroup.com

 Date Received: 02/23/2011
 Date Completed: 03/07/2011
 Job #: 201140784
 Reference: 11-03376
 Sample #: 250

Acc #	Client ID	Au ppb	Au oz/t	Au g/t (ppm)
54414	018649	<5	<0.001	<0.005
54415	018650	<5	<0.001	<0.005
54416	018651	<5	<0.001	<0.005
54417	018652	<5	<0.001	<0.005
54418	018653	<5	<0.001	<0.005
54419	018654	<5	<0.001	<0.005
54420 Dup	018654	<5	<0.001	<0.005
54421	018655	<5	<0.001	<0.005
54422	018656	<5	<0.001	<0.005
54423	018657	<5	<0.001	<0.005
54424	018658	<5	<0.001	<0.005
54425	018659	<5	<0.001	<0.005
54426	018660	5	<0.001	0.005
54427	018661	<5	<0.001	<0.005
54428	018662	<5	<0.001	<0.005
54429	018663	<5	<0.001	<0.005
54430	018664	64	0.002	0.064
54431 Rep	018664	77	0.002	0.077
54432	018665	32	<0.001	0.032
54433	018666	10	<0.001	0.010
54434	018667	16	<0.001	0.016
54435	018668	5	<0.001	0.005
54436	018669	<5	<0.001	<0.005
54437	018670	<5	<0.001	<0.005
54438	018671	<5	<0.001	<0.005
54439	018672	8	<0.001	0.008
54440	018673	<5	<0.001	<0.005
54441	018674	<5	<0.001	<0.005
54442 Dup	018674	<5	<0.001	<0.005
54443	018675	<5	<0.001	<0.005

PROCEDURE CODES: ALP1, ALFA2

 Certified By: 
 Jason Moore, General Manager

 The results included on this report relate only to the items tested
 The Certificate of Analysis should not be reproduced except in full,
 without the written approval of the laboratory

Monday, December 19, 2011


Certificate of Analysis

 Premier Gold Mines Ltd.
 Suite 401, 1113 Jade Court
 Thunder Bay, ON, CAN
 P7B6M7
 Ph#: (807) 346-1390
 Fax#: (807) 346-0100
 Email: ttwomey@premiergoldmines.com, JLee@alyrisgroup.com

 Date Received: 02/23/2011
 Date Completed: 03/07/2011
 Job #: 201140784
 Reference: 11-03376
 Sample #: 250

Acc #	Client ID	Au ppb	Au oz/t	Au g/t (ppm)
54444	018676	<5	<0.001	<0.005
54445	018677	<5	<0.001	<0.005
54446	018678	<5	<0.001	<0.005
54447	018679	<5	<0.001	<0.005
54448	018680	<5	<0.001	<0.005
54449	018681	<5	<0.001	<0.005
54450	018682	<5	<0.001	<0.005
54451	018683	<5	<0.001	<0.005
54452	018684	5	<0.001	0.005
54453 Dup	018684	<5	<0.001	<0.005
54454	018685	<5	<0.001	<0.005
54455	018686	<5	<0.001	<0.005
54456	018687	<5	<0.001	<0.005
54457	018688	<5	<0.001	<0.005
54458	018689	<5	<0.001	<0.005
54459	018690	<5	<0.001	<0.005
54460	018691	<5	<0.001	<0.005
54461	018692	<5	<0.001	<0.005
54462	018693	<5	<0.001	<0.005
54463	018694	<5	<0.001	<0.005
54464 Dup	018694	<5	<0.001	<0.005
54465	018695	<5	<0.001	<0.005
54466	018696	<5	<0.001	<0.005
54467	018697	<5	<0.001	<0.005
54468	018698	<5	<0.001	<0.005
54469	018699	<5	<0.001	<0.005
54470	018700	<5	<0.001	<0.005
54471	018701	108	0.003	0.108
54472	018702	<5	<0.001	<0.005
54473	018703	<5	<0.001	<0.005

PROCEDURE CODES: ALP1, ALFA2

 Certified By: 
 Jason Moore, General Manager

 The results included on this report relate only to the items tested
 The Certificate of Analysis should not be reproduced except in full,
 without the written approval of the laboratory

Monday, December 19, 2011


Certificate of Analysis

 Premier Gold Mines Ltd.
 Suite 401, 1113 Jade Court
 Thunder Bay, ON, CAN
 P7B6M7
 Ph#: (807) 346-1390
 Fax#: (807) 346-0100
 Email: ttwomey@premiergoldmines.com, JLee@alyrisgroup.com

 Date Received: 02/23/2011
 Date Completed: 03/07/2011
 Job #: 201140784
 Reference: 11-03376
 Sample #: 250

Acc #	Client ID	Au ppb	Au oz/t	Au g/t (ppm)
54474	018704	<5	<0.001	<0.005
54475 Dup	018704	<5	<0.001	<0.005
54476	018705	<5	<0.001	<0.005
54477	018706	5	<0.001	0.005
54478	018707	<5	<0.001	<0.005
54479	018708	<5	<0.001	<0.005
54480	018709	3784	0.110	3.784
54481	018710	6	<0.001	0.006
54482	018711	<5	<0.001	<0.005
54483	018712	<5	<0.001	<0.005
54484	018713	<5	<0.001	<0.005
54485	018714	<5	<0.001	<0.005
54486 Dup	018714	<5	<0.001	<0.005
54487	018715	<5	<0.001	<0.005
54488	018716	8196	0.239	8.196
54489	018717	<5	<0.001	<0.005
54490	018718	<5	<0.001	<0.005
54491	018719	7779	0.227	7.779
54492	018720	<5	<0.001	<0.005
54493	018721	<5	<0.001	<0.005
54494	018722	<5	<0.001	<0.005
54495	018723	<5	<0.001	<0.005
54496	018724	<5	<0.001	<0.005
54497 Rep	018724	<5	<0.001	<0.005
54498	018725	1063	0.031	1.063
54499	018726	<5	<0.001	<0.005
54500	018727	1196	0.035	1.196
54501	018728	<5	<0.001	<0.005
54502	018729	<5	<0.001	<0.005
54503	018730	<5	<0.001	<0.005

PROCEDURE CODES: ALP1, ALFA2

 Certified By: 
 Jason Moore, General Manager

 The results included on this report relate only to the items tested
 The Certificate of Analysis should not be reproduced except in full,
 without the written approval of the laboratory

Monday, December 19, 2011


Certificate of Analysis

 Premier Gold Mines Ltd.
 Suite 401, 1113 Jade Court
 Thunder Bay, ON, CAN
 P7B6M7
 Ph#: (807) 346-1390
 Fax#: (807) 346-0100
 Email: ttwomey@premiergoldmines.com, JLee@alyrisgroup.com

 Date Received: 02/23/2011
 Date Completed: 03/07/2011
 Job #: 201140784
 Reference: 11-03376
 Sample #: 250

Acc #	Client ID	Au ppb	Au oz/t	Au g/t (ppm)
54504	018731	<5	<0.001	<0.005
54505	018732	<5	<0.001	<0.005
54506	018733	<5	<0.001	<0.005
54507	018734	<5	<0.001	<0.005
54508 Dup	018734	<5	<0.001	<0.005

PROCEDURE CODES: ALP1, ALFA2


 Certified By: Jason Moore, General Manager

 The results included on this report relate only to the items tested
 The Certificate of Analysis should not be reproduced except in full,
 without the written approval of the laboratory

Monday, December 19, 2011


Certificate of Analysis

 Premier Gold Mines Ltd.
 Suite 401, 1113 Jade Court
 Thunder Bay, ON, CAN
 P7B6M7
 Ph#: (807) 346-1390
 Fax#: (807) 346-0100
 Email: ttwomey@premiergoldmines.com, JLee@alyrisgroup.com

 Date Received: 02/25/2011
 Date Completed: 03/11/2011
 Job #: 201140806
 Reference: 11-03433
 Sample #: 150

Acc #	Client ID	Au ppb	Au oz/t	Au g/t (ppm)
56787	018735	5	<0.001	0.005
56788	018736	<5	<0.001	<0.005
56789	018737	<5	<0.001	<0.005
56790	018738	<5	<0.001	<0.005
56791	018739	<5	<0.001	<0.005
56792	018740	<5	<0.001	<0.005
56793	018741	<5	<0.001	<0.005
56794	018742	<5	<0.001	<0.005
56795	018743	3646	0.106	3.646
56796	018744	<5	<0.001	<0.005
56797 Dup	018744	Insufficient Sample		
56798	018745	<5	<0.001	<0.005
56799	018746	<5	<0.001	<0.005
56800	018747	<5	<0.001	<0.005
56801	018748	<5	<0.001	<0.005
56802	018749	<5	<0.001	<0.005
56803	018750	<5	<0.001	<0.005
56804	018751	<5	<0.001	<0.005
56805	018752	<5	<0.001	<0.005
56806	018753	<5	<0.001	<0.005
56807	018754	<5	<0.001	<0.005
56808 Dup	018754	<5	<0.001	<0.005
56809	018755	<5	<0.001	<0.005
56810	018756	<5	<0.001	<0.005
56811	018757	<5	<0.001	<0.005
56812	018758	5	<0.001	0.005
56813	018759	<5	<0.001	<0.005
56814	018760	<5	<0.001	<0.005
56815	018761	<5	<0.001	<0.005
56816	018762	<5	<0.001	<0.005

PROCEDURE CODES: ALP1, ALFA2

 Certified By: 
 Jason Moore, General Manager

 The results included on this report relate only to the items tested
 The Certificate of Analysis should not be reproduced except in full,
 without the written approval of the laboratory

Monday, December 19, 2011


Certificate of Analysis

 Premier Gold Mines Ltd.
 Suite 401, 1113 Jade Court
 Thunder Bay, ON, CAN
 P7B6M7
 Ph#: (807) 346-1390
 Fax#: (807) 346-0100
 Email: ttwomey@premiergoldmines.com, JLee@alyrisgroup.com

 Date Received: 02/25/2011
 Date Completed: 03/11/2011
 Job #: 201140806
 Reference: 11-03433
 Sample #: 150

Acc #	Client ID	Au ppb	Au oz/t	Au g/t (ppm)
56817	018763	<5	<0.001	<0.005
56818	018764	<5	<0.001	<0.005
56819 Dup	018764	<5	<0.001	<0.005
56820	018765	<5	<0.001	<0.005
56821	018766	<5	<0.001	<0.005
56822	018767	<5	<0.001	<0.005
56823	018768	<5	<0.001	<0.005
56824	018769	<5	<0.001	<0.005
56825	018770	<5	<0.001	<0.005
56826	018771	<5	<0.001	<0.005
56827	018772	1199	0.035	1.199
56828	018773	<5	<0.001	<0.005
56829	018774	<5	<0.001	<0.005
56830 Dup	018774	<5	<0.001	<0.005
56831	018775	<5	<0.001	<0.005
56832	018776	<5	<0.001	<0.005
56833	018777	<5	<0.001	<0.005
56834	018778	<5	<0.001	<0.005
56835	018779	<5	<0.001	<0.005
56836	018780	<5	<0.001	<0.005
56837	018781	3942	0.115	3.942
56838	018782	<5	<0.001	<0.005
56839	018783	<5	<0.001	<0.005
56840	018784	<5	<0.001	<0.005
56841 Dup	018784	<5	<0.001	<0.005
56842	018785	<5	<0.001	<0.005
56843	018786	<5	<0.001	<0.005
56844	018787	<5	<0.001	<0.005
56845	018788	7766	0.227	7.766
56846	018789	<5	<0.001	<0.005

PROCEDURE CODES: ALP1, ALFA2

 Certified By: 
 Jason Moore, General Manager

 The results included on this report relate only to the items tested
 The Certificate of Analysis should not be reproduced except in full,
 without the written approval of the laboratory

Monday, December 19, 2011


Certificate of Analysis

Premier Gold Mines Ltd.
 Suite 401, 1113 Jade Court
 Thunder Bay, ON, CAN
 P7B6M7
 Ph#: (807) 346-1390
 Fax#: (807) 346-0100
 Email: ttwomey@premiergoldmines.com, JLee@alyrisgroup.com

Date Received: 02/25/2011
 Date Completed: 03/11/2011
 Job #: 201140806
 Reference: 11-03433
 Sample #: 150

Acc #	Client ID	Au ppb	Au oz/t	Au g/t (ppm)
56847	018790	<5	<0.001	<0.005
56848	018791	<5	<0.001	<0.005
56849	018792	<5	<0.001	<0.005
56850	018793	<5	<0.001	<0.005
56851	018794	<5	<0.001	<0.005
56852 Rep	018794	<5	<0.001	<0.005
56853	018795	<5	<0.001	<0.005
56854	018796	<5	<0.001	<0.005
56855	018797	<5	<0.001	<0.005
56856	018798	<5	<0.001	<0.005
56857	018799	<5	<0.001	<0.005
56858	018800	<5	<0.001	<0.005
56859	018801	<5	<0.001	<0.005
56860	018802	<5	<0.001	<0.005
56861	018803	<5	<0.001	<0.005
56862	018804	<5	<0.001	<0.005
56863 Dup	018804	<5	<0.001	<0.005
56864	018805	<5	<0.001	<0.005
56865	018806	<5	<0.001	<0.005
56866	018807	<5	<0.001	<0.005
56867	018808	<5	<0.001	<0.005
56868	018809	<5	<0.001	<0.005
56869	018810	3790	0.111	3.790
56870	018811	<5	<0.001	<0.005
56871	018812	<5	<0.001	<0.005
56872	018813	<5	<0.001	<0.005
56873	018814	<5	<0.001	<0.005
56874 Dup	018814	<5	<0.001	<0.005
56875	018815	<5	<0.001	<0.005
56876	018816	<5	<0.001	<0.005

PROCEDURE CODES: ALP1, ALFA2


 Certified By: Jason Moore, General Manager

The results included on this report relate only to the items tested
 The Certificate of Analysis should not be reproduced except in full,
 without the written approval of the laboratory

Monday, December 19, 2011


Certificate of Analysis

 Premier Gold Mines Ltd.
 Suite 401, 1113 Jade Court
 Thunder Bay, ON, CAN
 P7B6M7
 Ph#: (807) 346-1390
 Fax#: (807) 346-0100
 Email: ttwomey@premiergoldmines.com, JLee@alyrisgroup.com

 Date Received: 02/25/2011
 Date Completed: 03/11/2011
 Job #: 201140806
 Reference: 11-03433
 Sample #: 150

Acc #	Client ID	Au ppb	Au oz/t	Au g/t (ppm)
56877	018817	<5	<0.001	<0.005
56878	018818	<5	<0.001	<0.005
56879	018819	<5	<0.001	<0.005
56880	018820	<5	<0.001	<0.005
56881	018821	<5	<0.001	<0.005
56882	018822	<5	<0.001	<0.005
56883	018823	<5	<0.001	<0.005
56884	018824	<5	<0.001	<0.005
56885 Dup	018824	<5	<0.001	<0.005
56886	018825	<5	<0.001	<0.005
56887	018826	5	<0.001	0.005
56888	018827	7	<0.001	0.007
56889	018828	<5	<0.001	<0.005
56890	018829	6	<0.001	0.006
56891	018830	10	<0.001	0.010
56892	018831	<5	<0.001	<0.005
56893	018832	6	<0.001	0.006
56894	018833	7	<0.001	0.007
56895	018834	8	<0.001	0.008
56896 Dup	018834	8	<0.001	0.008
56897	018835	1148	0.034	1.148
56898	018836	7	<0.001	0.007
56899	018837	6	<0.001	0.006
56900	018838	9	<0.001	0.009
56901	018839	7	<0.001	0.007
56902	018840	<5	<0.001	<0.005
56903	018841	<5	<0.001	<0.005
56904	018842	<5	<0.001	<0.005
56905	018843	<5	<0.001	<0.005
56906	018844	<5	<0.001	<0.005

PROCEDURE CODES: ALP1, ALFA2

 Certified By:  Jason Moore, General Manager

 The results included on this report relate only to the items tested
 The Certificate of Analysis should not be reproduced except in full,
 without the written approval of the laboratory

Monday, December 19, 2011


Certificate of Analysis

 Premier Gold Mines Ltd.
 Suite 401, 1113 Jade Court
 Thunder Bay, ON, CAN
 P7B6M7
 Ph#: (807) 346-1390
 Fax#: (807) 346-0100
 Email: ttwomey@premiergoldmines.com, JLee@alyrisgroup.com

 Date Received: 02/25/2011
 Date Completed: 03/11/2011
 Job #: 201140806
 Reference: 11-03433
 Sample #: 150

Acc #	Client ID	Au ppb	Au oz/t	Au g/t (ppm)
56907 Dup	018844	<5	<0.001	<0.005
56908	018845	<5	<0.001	<0.005
56909	018846	<5	<0.001	<0.005
56910	018847	<5	<0.001	<0.005
56911	018848	<5	<0.001	<0.005
56912	018849	<5	<0.001	<0.005
56913	018850	<5	<0.001	<0.005
56914	018851	<5	<0.001	<0.005
56915	018852	<5	<0.001	<0.005
56916	018853	6	<0.001	0.006
56917	018854	<5	<0.001	<0.005
56918 Rep	018854	<5	<0.001	<0.005
56919	018855	5	<0.001	0.005
56920	018856	<5	<0.001	<0.005
56921	018857	<5	<0.001	<0.005
56922	018858	8485	0.248	8.485
56923	018859	<5	<0.001	<0.005
56924	018860	<5	<0.001	<0.005
56925	018861	<5	<0.001	<0.005
56926	018862	6	<0.001	0.006
56927	018863	<5	<0.001	<0.005
56928	018864	<5	<0.001	<0.005
56929 Dup	018864	<5	<0.001	<0.005
56930	018865	<5	<0.001	<0.005
56931	018866	<5	<0.001	<0.005
56932	018867	<5	<0.001	<0.005
56933	018868	8	<0.001	0.008
56934	018869	<5	<0.001	<0.005
56935	018870	5	<0.001	0.005
56936	018871	<5	<0.001	<0.005

PROCEDURE CODES: ALP1, ALFA2

 Certified By: 
 Jason Moore, General Manager

 The results included on this report relate only to the items tested
 The Certificate of Analysis should not be reproduced except in full,
 without the written approval of the laboratory

Monday, December 19, 2011


Certificate of Analysis

 Premier Gold Mines Ltd.
 Suite 401, 1113 Jade Court
 Thunder Bay, ON, CAN
 P7B6M7
 Ph#: (807) 346-1390
 Fax#: (807) 346-0100
 Email: ttwomey@premiergoldmines.com, JLee@alyrisgroup.com

 Date Received: 02/25/2011
 Date Completed: 03/11/2011
 Job #: 201140806
 Reference: 11-03433
 Sample #: 150

Acc #	Client ID	Au ppb	Au oz/t	Au g/t (ppm)
56937	018872	<5	<0.001	<0.005
56938	018873	6	<0.001	0.006
56939	018874	<5	<0.001	<0.005
56940 Dup	018874	<5	<0.001	<0.005
56941	018875	<5	<0.001	<0.005
56942	018876	<5	<0.001	<0.005
56943	018877	19	<0.001	0.019
56944	018878	6	<0.001	0.006
56945	018879	68	0.002	0.068
56946	018880	5	<0.001	0.005
56947	018881	<5	<0.001	<0.005
56948	018882	11	<0.001	0.011
56949	018883	<5	<0.001	<0.005
56950	018884	1110	0.032	1.110
56951 Dup	018884	Insufficient Sample		

PROCEDURE CODES: ALP1, ALFA2

 Certified By: 
 Jason Moore, General Manager

 The results included on this report relate only to the items tested
 The Certificate of Analysis should not be reproduced except in full,
 without the written approval of the laboratory

Monday, December 19, 2011


Certificate of Analysis

 Premier Gold Mines Ltd.
 Suite 401, 1113 Jade Court
 Thunder Bay, ON, CAN
 P7B6M7
 Ph#: (807) 346-1390
 Fax#: (807) 346-0100
 Email: ttwomey@premiergoldmines.com, JLee@alyrisgroup.com

 Date Received: 03/01/2011
 Date Completed: 03/15/2011
 Job #: 201140848
 Reference: 11-03473
 Sample #: 166

Acc #	Client ID	Au ppb	Au oz/t	Au g/t (ppm)
60013	018885	<5	<0.001	<0.005
60014	018886	<5	<0.001	<0.005
60015	018887	<5	<0.001	<0.005
60016	018888	<5	<0.001	<0.005
60017	018889	5	<0.001	0.005
60018	018890	<5	<0.001	<0.005
60019	018891	<5	<0.001	<0.005
60020	018892	<5	<0.001	<0.005
60021	018893	<5	<0.001	<0.005
60022	018894	<5	<0.001	<0.005
60023 Dup	018894	5	<0.001	0.005
60024	018895	3836	0.112	3.836
60025	018896	<5	<0.001	<0.005
60026	018897	<5	<0.001	<0.005
60027	018898	<5	<0.001	<0.005
60028	018899	<5	<0.001	<0.005
60029	018900	<5	<0.001	<0.005
60030	018901	<5	<0.001	<0.005
60031	018902	<5	<0.001	<0.005
60032	018903	<5	<0.001	<0.005
60033	018904	<5	<0.001	<0.005
60034 Dup	018904	<5	<0.001	<0.005
60035	018905	<5	<0.001	<0.005
60036	018906	<5	<0.001	<0.005
60037	018907	<5	<0.001	<0.005
60038	018908	<5	<0.001	<0.005
60039	018909	5	<0.001	0.005
60040	018910	<5	<0.001	<0.005
60041	018911	<5	<0.001	<0.005
60042	018912	11	<0.001	0.011

PROCEDURE CODES: ALP1, ALFA2

 Certified By: 
 Jason Moore, General Manager

 The results included on this report relate only to the items tested
 The Certificate of Analysis should not be reproduced except in full,
 without the written approval of the laboratory

Monday, December 19, 2011


Certificate of Analysis

 Premier Gold Mines Ltd.
 Suite 401, 1113 Jade Court
 Thunder Bay, ON, CAN
 P7B6M7
 Ph#: (807) 346-1390
 Fax#: (807) 346-0100
 Email: ttwomey@premiergoldmines.com, JLee@alyrisgroup.com

 Date Received: 03/01/2011
 Date Completed: 03/15/2011
 Job #: 201140848
 Reference: 11-03473
 Sample #: 166

Acc #	Client ID	Au ppb	Au oz/t	Au g/t (ppm)
60043	018913	8	<0.001	0.008
60044	018914	8	<0.001	0.008
60045 Dup	018914	8	<0.001	0.008
60046	018915	6	<0.001	0.006
60047	018916	8	<0.001	0.008
60048	018917	<5	<0.001	<0.005
60049	018918	<5	<0.001	<0.005
60050	018919	10	<0.001	0.010
60051	018920	8	<0.001	0.008
60052	018921	<5	<0.001	<0.005
60053	018922	7	<0.001	0.007
60054	018923	24	<0.001	0.024
60055	018924	30	<0.001	0.030
60056 Dup	018924	7	<0.001	0.007
60057	018925	7	<0.001	0.007
60058	018926	<5	<0.001	<0.005
60059	018927	7	<0.001	0.007
60060	018928	5	<0.001	0.005
60061	018929	1156	0.034	1.156
60062	018930	7	<0.001	0.007
60063	018931	7	<0.001	0.007
60064	018932	5	<0.001	0.005
60065	018933	7	<0.001	0.007
60066	018934	<5	<0.001	<0.005
60067 Dup	018934	<5	<0.001	<0.005
60068	018935	<5	<0.001	<0.005
60069	018936	<5	<0.001	<0.005
60070	018937	3889	0.113	3.889
60071	018938	13	<0.001	0.013
60072	018939	6	<0.001	0.006

PROCEDURE CODES: ALP1, ALFA2

 Certified By: 
 Jason Moore, General Manager

 The results included on this report relate only to the items tested
 The Certificate of Analysis should not be reproduced except in full,
 without the written approval of the laboratory

Monday, December 19, 2011


Certificate of Analysis

 Premier Gold Mines Ltd.
 Suite 401, 1113 Jade Court
 Thunder Bay, ON, CAN
 P7B6M7
 Ph#: (807) 346-1390
 Fax#: (807) 346-0100
 Email: ttwomey@premiergoldmines.com, JLee@alyrisgroup.com

 Date Received: 03/01/2011
 Date Completed: 03/15/2011
 Job #: 201140848
 Reference: 11-03473
 Sample #: 166

Acc #	Client ID	Au ppb	Au oz/t	Au g/t (ppm)
60073	018940	<5	<0.001	<0.005
60074	018941	<5	<0.001	<0.005
60075	018942	<5	<0.001	<0.005
60076	018943	<5	<0.001	<0.005
60077	018944	<5	<0.001	<0.005
60078 Rep	018944	<5	<0.001	<0.005
60079	018945	<5	<0.001	<0.005
60080	018946	<5	<0.001	<0.005
60081	018947	<5	<0.001	<0.005
60082	018948	<5	<0.001	<0.005
60083	018949	18	<0.001	0.018
60084	018950	346	0.010	0.346
60085	018951	14	<0.001	0.014
60086	018952	12	<0.001	0.012
60087	018953	8	<0.001	0.008
60088	018954	15	<0.001	0.015
60089 Dup	018954	15	<0.001	0.015
60090	018955	32	<0.001	0.032
60091	018956	91	0.003	0.091
60092	018957	<5	<0.001	<0.005
60093	018958	13	<0.001	0.013
60094	018959	3168	0.092	3.168
60095	018960	577	0.017	0.577
60096	018961	78	0.002	0.078
60097	018962	1697	0.050	1.697
60098	018963	9	<0.001	0.009
60099	018964	6	<0.001	0.006
60100 Dup	018964	7	<0.001	0.007
60101	018965	6	<0.001	0.006
60102	018966	7	<0.001	0.007

PROCEDURE CODES: ALP1, ALFA2

 Certified By: 
 Jason Moore, General Manager

 The results included on this report relate only to the items tested
 The Certificate of Analysis should not be reproduced except in full,
 without the written approval of the laboratory

Monday, December 19, 2011


Certificate of Analysis

 Premier Gold Mines Ltd.
 Suite 401, 1113 Jade Court
 Thunder Bay, ON, CAN
 P7B6M7
 Ph#: (807) 346-1390
 Fax#: (807) 346-0100
 Email: ttwomey@premiergoldmines.com, JLee@alyrisgroup.com

 Date Received: 03/01/2011
 Date Completed: 03/15/2011
 Job #: 201140848
 Reference: 11-03473
 Sample #: 166

Acc #	Client ID	Au ppb	Au oz/t	Au g/t (ppm)
60103	018967	7	<0.001	0.007
60104	018968	9	<0.001	0.009
60105	018969	3723	0.109	3.723
60106	018970	7	<0.001	0.007
60107	018971	6	<0.001	0.006
60108	018972	7	<0.001	0.007
60109	018973	7	<0.001	0.007
60110	018974	6	<0.001	0.006
60111 Dup	018974	7	<0.001	0.007
60112	018975	7	<0.001	0.007
60113	018976	6	<0.001	0.006
60114	018977	5	<0.001	0.005
60115	018978	6	<0.001	0.006
60116	018979	5	<0.001	0.005
60117	018980	6	<0.001	0.006
60118	018981	<5	<0.001	<0.005
60119	018982	6	<0.001	0.006
60120	018983	8243	0.240	8.243
60121	018984	9	<0.001	0.009
60122 Dup	018984	5	<0.001	0.005
60123	018985	13	<0.001	0.013
60124	018986	9	<0.001	0.009
60125	018987	5	<0.001	0.005
60126	018988	5	<0.001	0.005
60127	018989	7	<0.001	0.007
60128	018990	7	<0.001	0.007
60129	018991	8	<0.001	0.008
60130	018992	7	<0.001	0.007
60131	018993	7	<0.001	0.007
60132	018994	7	<0.001	0.007

PROCEDURE CODES: ALP1, ALFA2

 Certified By: 
 Jason Moore, General Manager

 The results included on this report relate only to the items tested
 The Certificate of Analysis should not be reproduced except in full,
 without the written approval of the laboratory

Monday, December 19, 2011


Certificate of Analysis

 Premier Gold Mines Ltd.
 Suite 401, 1113 Jade Court
 Thunder Bay, ON, CAN
 P7B6M7
 Ph#: (807) 346-1390
 Fax#: (807) 346-0100
 Email: ttwomey@premiergoldmines.com, JLee@alyrisgroup.com

 Date Received: 03/01/2011
 Date Completed: 03/15/2011
 Job #: 201140848
 Reference: 11-03473
 Sample #: 166

Acc #	Client ID	Au ppb	Au oz/t	Au g/t (ppm)
60133 Dup	018994	<5	<0.001	<0.005
60134	018995	5	<0.001	0.005
60135	018996	<5	<0.001	<0.005
60136	018997	<5	<0.001	<0.005
60137	018998	<5	<0.001	<0.005
60138	018999	<5	<0.001	<0.005
60139	019000	<5	<0.001	<0.005
60140	862001	<5	<0.001	<0.005
60141	862002	<5	<0.001	<0.005
60142	862003	<5	<0.001	<0.005
60143	862004	<5	<0.001	<0.005
60144 Rep	862004	<5	<0.001	<0.005
60145	862005	<5	<0.001	<0.005
60146	862006	<5	<0.001	<0.005
60147	862007	<5	<0.001	<0.005
60148	862008	<5	<0.001	<0.005
60149	862009	<5	<0.001	<0.005
60150	862010	<5	<0.001	<0.005
60151	862011	46	0.001	0.046
60152	862012	6	<0.001	0.006
60153	862013	<5	<0.001	<0.005
60154	862014	<5	<0.001	<0.005
60155 Dup	862014	5	<0.001	0.005
60156	862015	5	<0.001	0.005
60157	862016	6	<0.001	0.006
60158	862017	<5	<0.001	<0.005
60159	862018	<5	<0.001	<0.005
60160	862019	<5	<0.001	<0.005
60161	862020	1194	0.035	1.194
60162	862021	6	<0.001	0.006

PROCEDURE CODES: ALP1, ALFA2

 Certified By: 
 Jason Moore, General Manager

 The results included on this report relate only to the items tested
 The Certificate of Analysis should not be reproduced except in full,
 without the written approval of the laboratory

Monday, December 19, 2011


Certificate of Analysis

 Premier Gold Mines Ltd.
 Suite 401, 1113 Jade Court
 Thunder Bay, ON, CAN
 P7B6M7
 Ph#: (807) 346-1390
 Fax#: (807) 346-0100
 Email: ttwomey@premiergoldmines.com, JLee@alyrisgroup.com

 Date Received: 03/01/2011
 Date Completed: 03/15/2011
 Job #: 201140848
 Reference: 11-03473
 Sample #: 166

Acc #	Client ID	Au ppb	Au oz/t	Au g/t (ppm)
60163	862022	6	<0.001	0.006
60164	862023	5	<0.001	0.005
60165	862024	6	<0.001	0.006
60166 Dup	862024	6	<0.001	0.006
60167	862025	<5	<0.001	<0.005
60168	862026	5	<0.001	0.005
60169	862027	6	<0.001	0.006
60170	862028	5	<0.001	0.005
60171	862029	3826	0.112	3.826
60172	862030	9	<0.001	0.009
60173	862031	7	<0.001	0.007
60174	862032	8	<0.001	0.008
60175	862033	9	<0.001	0.009
60176	862034	7	<0.001	0.007
60177 Dup	862034	7	<0.001	0.007
60178	862035	7	<0.001	0.007
60179	862036	8	<0.001	0.008
60180	862037	10	<0.001	0.010
60181	862038	8	<0.001	0.008
60182	862039	5	<0.001	0.005
60183	862040	<5	<0.001	<0.005
60184	862041	<5	<0.001	<0.005
60185	862042	<5	<0.001	<0.005
60186	862043	<5	<0.001	<0.005
60187	862044	<5	<0.001	<0.005
60188 Dup	862044	<5	<0.001	<0.005
60189	862045	5	<0.001	0.005
60190	862046	<5	<0.001	<0.005
60191	862047	<5	<0.001	<0.005
60192	862048	<5	<0.001	<0.005

PROCEDURE CODES: ALP1, ALFA2

 Certified By: 
 Jason Moore, General Manager

 The results included on this report relate only to the items tested
 The Certificate of Analysis should not be reproduced except in full,
 without the written approval of the laboratory

Monday, December 19, 2011


Certificate of Analysis

 Premier Gold Mines Ltd.
 Suite 401, 1113 Jade Court
 Thunder Bay, ON, CAN
 P7B6M7
 Ph#: (807) 346-1390
 Fax#: (807) 346-0100
 Email: ttwomey@premiergoldmines.com, JLee@alyrisgroup.com

 Date Received: 03/01/2011
 Date Completed: 03/15/2011
 Job #: 201140848
 Reference: 11-03473
 Sample #: 166

Acc #	Client ID	Au ppb	Au oz/t	Au g/t (ppm)
60193	862049	<5	<0.001	<0.005
60194	862050	<5	<0.001	<0.005

PROCEDURE CODES: ALP1, ALFA2

 Certified By: 
 Jason Moore, General Manager

 The results included on this report relate only to the items tested
 The Certificate of Analysis should not be reproduced except in full,
 without the written approval of the laboratory

Monday, December 19, 2011


Certificate of Analysis

 Premier Gold Mines Ltd.
 Suite 401, 1113 Jade Court
 Thunder Bay, ON, CAN
 P7B6M7
 Ph#: (807) 346-1390
 Fax#: (807) 346-0100
 Email: ttwomey@premiergoldmines.com, JLee@alyrisgroup.com

 Date Received: 03/10/2011
 Date Completed: 03/23/2011
 Job #: 201140976
 Reference: 11-03571
 Sample #: 70

Acc #	Client ID	Au ppb	Au oz/t	Au g/t (ppm)
70181	862051	<5	<0.001	<0.005
70182	862052	<5	<0.001	<0.005
70183	862053	<5	<0.001	<0.005
70184	862054	<5	<0.001	<0.005
70185	862055	<5	<0.001	<0.005
70186	862056	<5	<0.001	<0.005
70187	862057	<5	<0.001	<0.005
70188	862058	<5	<0.001	<0.005
70189	862059	<5	<0.001	<0.005
70190	862060	<5	<0.001	<0.005
70191 Dup	862060	<5	<0.001	<0.005
70192	862061	<5	<0.001	<0.005
70193	862062	8823	0.257	8.823
70194	862063	17	<0.001	0.017
70195	862064	<5	<0.001	<0.005
70196	862065	<5	<0.001	<0.005
70197	862066	<5	<0.001	<0.005
70198	862067	<5	<0.001	<0.005
70199	862068	<5	<0.001	<0.005
70200	862069	<5	<0.001	<0.005
70201	862070	<5	<0.001	<0.005
70202 Dup	862070	<5	<0.001	<0.005
70203	862071	<5	<0.001	<0.005
70204	862072	<5	<0.001	<0.005
70205	862073	<5	<0.001	<0.005
70206	862074	<5	<0.001	<0.005
70207	862075	6	<0.001	0.006
70208	862076	10	<0.001	0.010
70209	862077	<5	<0.001	<0.005
70210	862078	<5	<0.001	<0.005

PROCEDURE CODES: ALP1, ALFA2

 Certified By: 
 Jason Moore, General Manager

 The results included on this report relate only to the items tested
 The Certificate of Analysis should not be reproduced except in full,
 without the written approval of the laboratory

Monday, December 19, 2011


Certificate of Analysis

 Premier Gold Mines Ltd.
 Suite 401, 1113 Jade Court
 Thunder Bay, ON, CAN
 P7B6M7
 Ph#: (807) 346-1390
 Fax#: (807) 346-0100
 Email: ttwomey@premiergoldmines.com, JLee@alyrisgroup.com

 Date Received: 03/10/2011
 Date Completed: 03/23/2011
 Job #: 201140976
 Reference: 11-03571
 Sample #: 70

Acc #	Client ID	Au ppb	Au oz/t	Au g/t (ppm)
70211	862079	<5	<0.001	<0.005
70212	862080	<5	<0.001	<0.005
70213 Dup	862080	<5	<0.001	<0.005
70214	862081	<5	<0.001	<0.005
70215	862082	6	<0.001	0.006
70216	862083	5	<0.001	0.005
70217	862084	<5	<0.001	<0.005
70218	862085	<5	<0.001	<0.005
70219	862086	<5	<0.001	<0.005
70220	862087	<5	<0.001	<0.005
70221	862088	<5	<0.001	<0.005
70222	862089	1202	0.035	1.202
70223	862090	<5	<0.001	<0.005
70224 Dup	862090	<5	<0.001	<0.005
70225	862091	<5	<0.001	<0.005
70226	862092	<5	<0.001	<0.005
70227	862093	<5	<0.001	<0.005
70228	862094	<5	<0.001	<0.005
70229	862095	3904	0.114	3.904
70230	862096	<5	<0.001	<0.005
70231	862097	<5	<0.001	<0.005
70232	862098	<5	<0.001	<0.005
70233	862099	<5	<0.001	<0.005
70234	862100	<5	<0.001	<0.005
70235 Dup	862100	<5	<0.001	<0.005
70236	862101	<5	<0.001	<0.005
70237	862102	<5	<0.001	<0.005
70238	862103	5	<0.001	0.005
70239	862104	<5	<0.001	<0.005
70240	862105	<5	<0.001	<0.005

PROCEDURE CODES: ALP1, ALFA2

 Certified By: 
 Jason Moore, General Manager

 The results included on this report relate only to the items tested
 The Certificate of Analysis should not be reproduced except in full,
 without the written approval of the laboratory

Monday, December 19, 2011


Certificate of Analysis

 Premier Gold Mines Ltd.
 Suite 401, 1113 Jade Court
 Thunder Bay, ON, CAN
 P7B6M7
 Ph#: (807) 346-1390
 Fax#: (807) 346-0100
 Email: ttwomey@premiergoldmines.com, JLee@alyrisgroup.com

 Date Received: 03/10/2011
 Date Completed: 03/23/2011
 Job #: 201140976
 Reference: 11-03571
 Sample #: 70

Acc #	Client ID	Au ppb	Au oz/t	Au g/t (ppm)
70241	862106	<5	<0.001	<0.005
70242	862107	<5	<0.001	<0.005
70243	862108	<5	<0.001	<0.005
70244	862109	<5	<0.001	<0.005
70245	862110	<5	<0.001	<0.005
70246 Rep	862110	<5	<0.001	<0.005
70247	862111	<5	<0.001	<0.005
70248	862112	<5	<0.001	<0.005
70249	862113	8691	0.254	8.691
70250	862114	<5	<0.001	<0.005
70251	862115	<5	<0.001	<0.005
70252	862116	<5	<0.001	<0.005
70253	862117	<5	<0.001	<0.005
70254	862118	<5	<0.001	<0.005
70255	862119	<5	<0.001	<0.005
70256	862120	<5	<0.001	<0.005
70257 Dup	862120	<5	<0.001	<0.005

PROCEDURE CODES: ALP1, ALFA2

 Certified By: 
 Jason Moore, General Manager

 The results included on this report relate only to the items tested
 The Certificate of Analysis should not be reproduced except in full,
 without the written approval of the laboratory

Monday, December 19, 2011


Certificate of Analysis

Premier Gold Mines Ltd.
 Suite 401, 1113 Jade Court
 Thunder Bay, ON, CAN
 P7B6M7
 Ph#: (807) 346-1390
 Fax#: (807) 346-0100
 Email: ttwomey@premiergoldmines.com, JLee@alyrisgroup.com

Date Received: 03/15/2011
 Date Completed: 03/28/2011
 Job #: 201141026
 Reference: 11-03632
 Sample #: 165

Acc #	Client ID	Au ppb	Au oz/t	Au g/t (ppm)
73872	862121	<5	<0.001	<0.005
73873	862122	5	<0.001	0.005
73874	862123	<5	<0.001	<0.005
73875	862124	<5	<0.001	<0.005
73876	862125	<5	<0.001	<0.005
73877	862126	6	<0.001	0.006
73878	862127	<5	<0.001	<0.005
73879	862128	<5	<0.001	<0.005
73880	862129	<5	<0.001	<0.005
73881	862130	<5	<0.001	<0.005
73882 Dup	862130	<5	<0.001	<0.005
73883	862131	<5	<0.001	<0.005
73884	862132	<5	<0.001	<0.005
73885	862133	<5	<0.001	<0.005
73886	862134	<5	<0.001	<0.005
73887	862135	<5	<0.001	<0.005
73888	862136	<5	<0.001	<0.005
73889	862137	1175	0.034	1.175
73890	862138	<5	<0.001	<0.005
73891	862139	<5	<0.001	<0.005
73892	862140	<5	<0.001	<0.005
73893 Dup	862140	<5	<0.001	<0.005
73894	862141	<5	<0.001	<0.005
73895	862142	<5	<0.001	<0.005
73896	862143	<5	<0.001	<0.005
73897	862144	<5	<0.001	<0.005
73898	862145	<5	<0.001	<0.005
73899	862146	<5	<0.001	<0.005
73900	862147	<5	<0.001	<0.005
73901	862148	<5	<0.001	<0.005

PROCEDURE CODES: ALP1, ALFA2


 Certified By: Jason Moore, General Manager

The results included on this report relate only to the items tested
 The Certificate of Analysis should not be reproduced except in full,
 without the written approval of the laboratory

Monday, December 19, 2011


Certificate of Analysis

 Premier Gold Mines Ltd.
 Suite 401, 1113 Jade Court
 Thunder Bay, ON, CAN
 P7B6M7
 Ph#: (807) 346-1390
 Fax#: (807) 346-0100
 Email: ttwomey@premiergoldmines.com, JLee@alyrisgroup.com

 Date Received: 03/15/2011
 Date Completed: 03/28/2011
 Job #: 201141026
 Reference: 11-03632
 Sample #: 165

Acc #	Client ID	Au ppb	Au oz/t	Au g/t (ppm)
73902	862149	<5	<0.001	<0.005
73903	862150	<5	<0.001	<0.005
73904 Dup	862150	<5	<0.001	<0.005
73905	862151	<5	<0.001	<0.005
73906	862152	<5	<0.001	<0.005
73907	862153	<5	<0.001	<0.005
73908	862154	<5	<0.001	<0.005
73909	862155	6	<0.001	0.006
73910	862156	8	<0.001	0.008
73911	862157	8370	0.244	8.370
73912	862158	52	0.002	0.052
73913	862159	<5	<0.001	<0.005
73914	862160	7	<0.001	0.007
73915 Dup	862160	<5	<0.001	<0.005
73916	862161	<5	<0.001	<0.005
73917	862162	<5	<0.001	<0.005
73918	862163	<5	<0.001	<0.005
73919	862164	<5	<0.001	<0.005
73920	862165	<5	<0.001	<0.005
73921	862166	<5	<0.001	<0.005
73922	862167	<5	<0.001	<0.005
73923	862168	<5	<0.001	<0.005
73924	862169	<5	<0.001	<0.005
73925	862170	<5	<0.001	<0.005
73926 Dup	862170	Insufficient Sample		
73927	862171	<5	<0.001	<0.005
73928	862172	7	<0.001	0.007
73929	862173	9	<0.001	0.009
73930	862174	<5	<0.001	<0.005
73931	862175	<5	<0.001	<0.005

PROCEDURE CODES: ALP1, ALFA2

 Certified By: 
 Jason Moore, General Manager

 The results included on this report relate only to the items tested
 The Certificate of Analysis should not be reproduced except in full,
 without the written approval of the laboratory

Monday, December 19, 2011


Certificate of Analysis

 Premier Gold Mines Ltd.
 Suite 401, 1113 Jade Court
 Thunder Bay, ON, CAN
 P7B6M7
 Ph#: (807) 346-1390
 Fax#: (807) 346-0100
 Email: ttwomey@premiergoldmines.com, JLee@alyrisgroup.com

 Date Received: 03/15/2011
 Date Completed: 03/28/2011
 Job #: 201141026
 Reference: 11-03632
 Sample #: 165

Acc #	Client ID	Au ppb	Au oz/t	Au g/t (ppm)
73932	862176	<5	<0.001	<0.005
73933	862177	<5	<0.001	<0.005
73934	862178	<5	<0.001	<0.005
73935	862179	<5	<0.001	<0.005
73936	862180	<5	<0.001	<0.005
73937 Rep	862180	<5	<0.001	<0.005
73938	862181	<5	<0.001	<0.005
73939	862182	1115	0.033	1.115
73940	862183	<5	<0.001	<0.005
73941	862184	<5	<0.001	<0.005
73942	862185	<5	<0.001	<0.005
73943	862186	<5	<0.001	<0.005
73944	862187	<5	<0.001	<0.005
73945	862188	<5	<0.001	<0.005
73946	862189	<5	<0.001	<0.005
73947	862190	<5	<0.001	<0.005
73948 Dup	862190	<5	<0.001	<0.005
73949	862191	<5	<0.001	<0.005
73950	862192	<5	<0.001	<0.005
73951	862193	<5	<0.001	<0.005
73952	862194	<5	<0.001	<0.005
73953	862195	<5	<0.001	<0.005
73954	862196	<5	<0.001	<0.005
73955	862197	<5	<0.001	<0.005
73956	862198	6	<0.001	0.006
73957	862199	<5	<0.001	<0.005
73958	862200	<5	<0.001	<0.005
73959 Dup	862200	<5	<0.001	<0.005
73960	862201	<5	<0.001	<0.005
73961	862202	<5	<0.001	<0.005

PROCEDURE CODES: ALP1, ALFA2

 Certified By: 
 Jason Moore, General Manager

 The results included on this report relate only to the items tested
 The Certificate of Analysis should not be reproduced except in full,
 without the written approval of the laboratory

Monday, December 19, 2011


Certificate of Analysis

 Premier Gold Mines Ltd.
 Suite 401, 1113 Jade Court
 Thunder Bay, ON, CAN
 P7B6M7
 Ph#: (807) 346-1390
 Fax#: (807) 346-0100
 Email: ttwomey@premiergoldmines.com, JLee@alyrisgroup.com

 Date Received: 03/15/2011
 Date Completed: 03/28/2011
 Job #: 201141026
 Reference: 11-03632
 Sample #: 165

Acc #	Client ID	Au ppb	Au oz/t	Au g/t (ppm)
73962	862203	<5	<0.001	<0.005
73963	862204	<5	<0.001	<0.005
73964	862205	<5	<0.001	<0.005
73965	862206	<5	<0.001	<0.005
73966	862207	<5	<0.001	<0.005
73967	862208	<5	<0.001	<0.005
73968	862209	<5	<0.001	<0.005
73969	862210	<5	<0.001	<0.005
73970 Dup	862210	<5	<0.001	<0.005
73971	862211	6	<0.001	0.006
73972	862212	<5	<0.001	<0.005
73973	862213	<5	<0.001	<0.005
73974	862214	<5	<0.001	<0.005
73975	862215	<5	<0.001	<0.005
73976	862216	<5	<0.001	<0.005
73977	862217	<5	<0.001	<0.005
73978	862218	1138	0.033	1.138
73979	862219	6	<0.001	0.006
73980	862220	<5	<0.001	<0.005
73981 Dup	862220	9	<0.001	0.009
73982	862221	<5	<0.001	<0.005
73983	862222	<5	<0.001	<0.005
73984	862223	<5	<0.001	<0.005
73985	862224	<5	<0.001	<0.005
73986	862225	8	<0.001	0.008
73987	862226	10	<0.001	0.010
73988	862227	3906	0.114	3.906
73989	862228	25	<0.001	0.025
73990	862229	81	0.002	0.081
73991	862230	101	0.003	0.101

PROCEDURE CODES: ALP1, ALFA2

 Certified By: 
 Jason Moore, General Manager

 The results included on this report relate only to the items tested
 The Certificate of Analysis should not be reproduced except in full,
 without the written approval of the laboratory

Monday, December 19, 2011


Certificate of Analysis

 Premier Gold Mines Ltd.
 Suite 401, 1113 Jade Court
 Thunder Bay, ON, CAN
 P7B6M7
 Ph#: (807) 346-1390
 Fax#: (807) 346-0100
 Email: ttwomey@premiergoldmines.com, JLee@alyrisgroup.com

 Date Received: 03/15/2011
 Date Completed: 03/28/2011
 Job #: 201141026
 Reference: 11-03632
 Sample #: 165

Acc #	Client ID	Au ppb	Au oz/t	Au g/t (ppm)
73992 Dup	862230	88	0.003	0.088
73993	862231	34	<0.001	0.034
73994	862232	47	0.001	0.047
73995	862233	22	<0.001	0.022
73996	862234	6	<0.001	0.006
73997	862235	9	<0.001	0.009
73998	862236	17	<0.001	0.017
73999	862237	17	<0.001	0.017
74000	862238	<5	<0.001	<0.005
74001	862239	13	<0.001	0.013
74002	862240	54	0.002	0.054
74003 Rep	862240	59	0.002	0.059
74004	862241	48	0.001	0.048
74005	862242	17	<0.001	0.017
74006	862243	22	<0.001	0.022
74007	862244	6	<0.001	0.006
74008	862245	<5	<0.001	<0.005
74009	862246	<5	<0.001	<0.005
74010	862247	<5	<0.001	<0.005
74011	862248	<5	<0.001	<0.005
74012	862249	8048	0.235	8.048
74013	862250	<5	<0.001	<0.005
74014 Dup	862250	<5	<0.001	<0.005
74015	862251	<5	<0.001	<0.005
74016	862252	8	<0.001	0.008
74017	862253	7	<0.001	0.007
74018	862254	10	<0.001	0.010
74019	862255	11	<0.001	0.011
74020	862256	10	<0.001	0.010
74021	862257	11	<0.001	0.011

PROCEDURE CODES: ALP1, ALFA2

 Certified By: 
 Jason Moore, General Manager

 The results included on this report relate only to the items tested
 The Certificate of Analysis should not be reproduced except in full,
 without the written approval of the laboratory

Monday, December 19, 2011


Certificate of Analysis

 Premier Gold Mines Ltd.
 Suite 401, 1113 Jade Court
 Thunder Bay, ON, CAN
 P7B6M7
 Ph#: (807) 346-1390
 Fax#: (807) 346-0100
 Email: ttwomey@premiergoldmines.com, JLee@alyrisgroup.com

 Date Received: 03/15/2011
 Date Completed: 03/28/2011
 Job #: 201141026
 Reference: 11-03632
 Sample #: 165

Acc #	Client ID	Au ppb	Au oz/t	Au g/t (ppm)
74022	862258	8	<0.001	0.008
74023	862259	1201	0.035	1.201
74024	862260	7	<0.001	0.007
74025 Dup	862260	6	<0.001	0.006
74026	862261	<5	<0.001	<0.005
74027	862262	8	<0.001	0.008
74028	862263	9	<0.001	0.009
74029	862264	7	<0.001	0.007
74030	862265	9	<0.001	0.009
74031	862266	5	<0.001	0.005
74032	862267	<5	<0.001	<0.005
74033	862268	8	<0.001	0.008
74034	862269	10	<0.001	0.010
74035	862270	<5	<0.001	<0.005
74036 Dup	862270	<5	<0.001	<0.005
74037	862271	7	<0.001	0.007
74038	862272	5	<0.001	0.005
74039	862273	6	<0.001	0.006
74040	862274	7	<0.001	0.007
74041	862275	13	<0.001	0.013
74042	862276	7	<0.001	0.007
74043	862277	8	<0.001	0.008
74044	862278	6	<0.001	0.006
74045	862279	<5	<0.001	<0.005
74046	862280	<5	<0.001	<0.005
74047 Dup	862280	<5	<0.001	<0.005
74048	862281	7	<0.001	0.007
74049	862282	8	<0.001	0.008
74050	862283	9	<0.001	0.009
74051	862284	3812	0.111	3.812

PROCEDURE CODES: ALP1, ALFA2

 Certified By: 
 Jason Moore, General Manager

 The results included on this report relate only to the items tested
 The Certificate of Analysis should not be reproduced except in full,
 without the written approval of the laboratory

Monday, December 19, 2011


Certificate of Analysis

Premier Gold Mines Ltd.
 Suite 401, 1113 Jade Court
 Thunder Bay, ON, CAN
 P7B6M7
 Ph#: (807) 346-1390
 Fax#: (807) 346-0100
 Email: ttwomey@premiergoldmines.com, JLee@alyrisgroup.com

Date Received: 03/15/2011
 Date Completed: 03/28/2011
 Job #: 201141026
 Reference: 11-03632
 Sample #: 165

Acc #	Client ID	Au ppb	Au oz/t	Au g/t (ppm)
74052	862285	6	<0.001	0.006

PROCEDURE CODES: ALP1, ALFA2


 Certified By: Jason Moore, General Manager

The results included on this report relate only to the items tested
 The Certificate of Analysis should not be reproduced except in full,
 without the written approval of the laboratory

Monday, December 19, 2011


Certificate of Analysis

 Premier Gold Mines Ltd.
 Suite 401, 1113 Jade Court
 Thunder Bay, ON, CAN
 P7B6M7
 Ph#: (807) 346-1390
 Fax#: (807) 346-0100
 Email: ttwomey@premiergoldmines.com, JLee@alyrisgroup.com

 Date Received: 03/17/2011
 Date Completed: 03/30/2011
 Job #: 201141072
 Reference: 11-03673
 Sample #: 100

Acc #	Client ID	Au ppb	Au oz/t	Au g/t (ppm)
76544	862286	<5	<0.001	<0.005
76545	862287	<5	<0.001	<0.005
76546	862288	6	<0.001	0.006
76547	862289	<5	<0.001	<0.005
76548	862290	<5	<0.001	<0.005
76549	862291	16	<0.001	0.016
76550	862292	10	<0.001	0.010
76551	862293	5	<0.001	0.005
76552	862294	<5	<0.001	<0.005
76553	862295	8482	0.247	8.482
76554 Dup	862295	Insufficient Sample		
76555	862296	6	<0.001	0.006
76556	862297	23	<0.001	0.023
76557	862298	<5	<0.001	<0.005
76558	862299	<5	<0.001	<0.005
76559	862300	8	<0.001	0.008
76560	862301	<5	<0.001	<0.005
76561	862302	<5	<0.001	<0.005
76562	862303	<5	<0.001	<0.005
76563	862304	<5	<0.001	<0.005
76564	862305	9	<0.001	0.009
76565 Dup	862305	8	<0.001	0.008
76566	862306	23	<0.001	0.023
76567	862307	8	<0.001	0.008
76568	862308	5	<0.001	0.005
76569	862309	1212	0.035	1.212
76570	862310	11	<0.001	0.011
76571	862311	<5	<0.001	<0.005
76572	862312	<5	<0.001	<0.005
76573	862313	<5	<0.001	<0.005

PROCEDURE CODES: ALP1, ALFA2

 Certified By: 
 Jason Moore, General Manager

 The results included on this report relate only to the items tested
 The Certificate of Analysis should not be reproduced except in full,
 without the written approval of the laboratory

Monday, December 19, 2011


Certificate of Analysis

 Premier Gold Mines Ltd.
 Suite 401, 1113 Jade Court
 Thunder Bay, ON, CAN
 P7B6M7
 Ph#: (807) 346-1390
 Fax#: (807) 346-0100
 Email: ttwomey@premiergoldmines.com, JLee@alyrisgroup.com

 Date Received: 03/17/2011
 Date Completed: 03/30/2011
 Job #: 201141072
 Reference: 11-03673
 Sample #: 100

Acc #	Client ID	Au ppb	Au oz/t	Au g/t (ppm)
76574	862314	<5	<0.001	<0.005
76575	862315	7	<0.001	0.007
76576 Dup	862315	7	<0.001	0.007
76577	862316	5	<0.001	0.005
76578	862317	9	<0.001	0.009
76579	862318	6	<0.001	0.006
76580	862319	12	<0.001	0.012
76581	862320	12	<0.001	0.012
76582	862321	<5	<0.001	<0.005
76583	862322	10	<0.001	0.010
76584	862323	8	<0.001	0.008
76585	862324	9	<0.001	0.009
76586	862325	9	<0.001	0.009
76587 Dup	862325	9	<0.001	0.009
76588	862326	14	<0.001	0.014
76589	862327	8	<0.001	0.008
76590	862328	8	<0.001	0.008
76591	862329	<5	<0.001	<0.005
76592	862330	8	<0.001	0.008
76593	862331	<5	<0.001	<0.005
76594	862332	6	<0.001	0.006
76595	862333	8	<0.001	0.008
76596	862334	3996	0.117	3.996
76597	862335	9	<0.001	0.009
76598 Dup	862335	9	<0.001	0.009
76599	862336	8	<0.001	0.008
76600	862337	7	<0.001	0.007
76601	862338	7	<0.001	0.007
76602	862339	10	<0.001	0.010
76603	862340	8	<0.001	0.008

PROCEDURE CODES: ALP1, ALFA2

 Certified By: 
 Jason Moore, General Manager

 The results included on this report relate only to the items tested
 The Certificate of Analysis should not be reproduced except in full,
 without the written approval of the laboratory

Monday, December 19, 2011


Certificate of Analysis

 Premier Gold Mines Ltd.
 Suite 401, 1113 Jade Court
 Thunder Bay, ON, CAN
 P7B6M7
 Ph#: (807) 346-1390
 Fax#: (807) 346-0100
 Email: ttwomey@premiergoldmines.com, JLee@alyrisgroup.com

 Date Received: 03/17/2011
 Date Completed: 03/30/2011
 Job #: 201141072
 Reference: 11-03673
 Sample #: 100

Acc #	Client ID	Au ppb	Au oz/t	Au g/t (ppm)
76604	862341	9	<0.001	0.009
76605	862342	<5	<0.001	<0.005
76606	862343	<5	<0.001	<0.005
76607	862344	6	<0.001	0.006
76608	862345	9	<0.001	0.009
76609 Rep	862345	<5	<0.001	<0.005
76610	862346	<5	<0.001	<0.005
76611	862347	<5	<0.001	<0.005
76612	862348	<5	<0.001	<0.005
76613	862349	<5	<0.001	<0.005
76614	862350	<5	<0.001	<0.005
76615	862351	<5	<0.001	<0.005
76616	862352	<5	<0.001	<0.005
76617	862353	<5	<0.001	<0.005
76618	862354	<5	<0.001	<0.005
76619	862355	1140	0.033	1.140
76620 Dup	862355	Insufficient Sample		
76621	862356	<5	<0.001	<0.005
76622	862357	<5	<0.001	<0.005
76623	862358	<5	<0.001	<0.005
76624	862359	6	<0.001	0.006
76625	862360	7	<0.001	0.007
76626	862361	<5	<0.001	<0.005
76627	862362	<5	<0.001	<0.005
76628	862363	<5	<0.001	<0.005
76629	862364	<5	<0.001	<0.005
76630	862365	<5	<0.001	<0.005
76631 Dup	862365	<5	<0.001	<0.005
76632	862366	<5	<0.001	<0.005
76633	862367	<5	<0.001	<0.005

PROCEDURE CODES: ALP1, ALFA2

 Certified By: 
 Jason Moore, General Manager

 The results included on this report relate only to the items tested
 The Certificate of Analysis should not be reproduced except in full,
 without the written approval of the laboratory

Monday, December 19, 2011


Certificate of Analysis

 Premier Gold Mines Ltd.
 Suite 401, 1113 Jade Court
 Thunder Bay, ON, CAN
 P7B6M7
 Ph#: (807) 346-1390
 Fax#: (807) 346-0100
 Email: ttwomey@premiergoldmines.com, JLee@alyrisgroup.com

 Date Received: 03/17/2011
 Date Completed: 03/30/2011
 Job #: 201141072
 Reference: 11-03673
 Sample #: 100

Acc #	Client ID	Au ppb	Au oz/t	Au g/t (ppm)
76634	862368	<5	<0.001	<0.005
76635	862369	5	<0.001	0.005
76636	862370	9	<0.001	0.009
76637	862371	10	<0.001	0.010
76638	862372	13	<0.001	0.013
76639	862373	3866	0.113	3.866
76640	862374	12	<0.001	0.012
76641	862375	11	<0.001	0.011
76642 Dup	862375	9	<0.001	0.009
76643	862376	10	<0.001	0.010
76644	862377	10	<0.001	0.010
76645	862378	9	<0.001	0.009
76646	862379	12	<0.001	0.012
76647	862380	8	<0.001	0.008
76648	862381	7	<0.001	0.007
76649	862382	6	<0.001	0.006
76650	862383	<5	<0.001	<0.005
76651	862384	7	<0.001	0.007
76652	862385	16	<0.001	0.016
76653 Dup	862385	19	<0.001	0.019

PROCEDURE CODES: ALP1, ALFA2

 Certified By: 
 Jason Moore, General Manager

 The results included on this report relate only to the items tested
 The Certificate of Analysis should not be reproduced except in full,
 without the written approval of the laboratory

Monday, December 19, 2011


Certificate of Analysis

Premier Gold Mines Ltd.
 Suite 401, 1113 Jade Court
 Thunder Bay, ON, CAN
 P7B6M7
 Ph#: (807) 346-1390
 Fax#: (807) 346-0100
 Email: ttwomey@premiergoldmines.com, JLee@alyrisgroup.com

Date Received: 03/21/2011
 Date Completed: 03/30/2011
 Job #: 201141102
 Reference: 11-03703
 Sample #: 31

Acc #	Client ID	Au ppb	Au oz/t	Au g/t (ppm)
78344	862386	14	<0.001	0.014
78345	862387	10	<0.001	0.010
78346	862388	8	<0.001	0.008
78347	862389	7	<0.001	0.007
78348	862390	<5	<0.001	<0.005
78349	862391	<5	<0.001	<0.005
78350	862392	<5	<0.001	<0.005
78351	862393	<5	<0.001	<0.005
78352	862394	<5	<0.001	<0.005
78353	862395	<5	<0.001	<0.005
78354 Dup	862395	<5	<0.001	<0.005
78355	862396	<5	<0.001	<0.005
78356	862397	7963	0.232	7.963
78357	862398	5	<0.001	0.005
78358	862399	6	<0.001	0.006
78359	862400	<5	<0.001	<0.005
78360	862401	<5	<0.001	<0.005
78361	862402	<5	<0.001	<0.005
78362	862403	10	<0.001	0.010
78363	862404	6	<0.001	0.006
78364	862405	6	<0.001	0.006
78365 Dup	862405	<5	<0.001	<0.005
78366	862406	<5	<0.001	<0.005
78367	862407	<5	<0.001	<0.005
78368	862408	<5	<0.001	<0.005
78369	862409	<5	<0.001	<0.005
78370	862410	<5	<0.001	<0.005
78371	862411	<5	<0.001	<0.005
78372	862412	<5	<0.001	<0.005
78373	862413	3634	0.106	3.634

PROCEDURE CODES: ALP1, ALFA2


 Certified By: Jason Moore, General Manager

The results included on this report relate only to the items tested
 The Certificate of Analysis should not be reproduced except in full,
 without the written approval of the laboratory

Monday, December 19, 2011


Certificate of Analysis

Premier Gold Mines Ltd.
 Suite 401, 1113 Jade Court
 Thunder Bay, ON, CAN
 P7B6M7
 Ph#: (807) 346-1390
 Fax#: (807) 346-0100
 Email: ttwomey@premiergoldmines.com, JLee@alyrisgroup.com

Date Received: 03/21/2011
 Date Completed: 03/30/2011
 Job #: 201141102
 Reference: 11-03703
 Sample #: 31

Acc #	Client ID	Au ppb	Au oz/t	Au g/t (ppm)
78374	862414	<5	<0.001	<0.005
78375	862415	<5	<0.001	<0.005
78376 Dup	862415	<5	<0.001	<0.005
78377	862416	7	<0.001	0.007

PROCEDURE CODES: ALP1, ALFA2


 Certified By: Jason Moore, General Manager

The results included on this report relate only to the items tested
 The Certificate of Analysis should not be reproduced except in full,
 without the written approval of the laboratory

APPENDIX E

Summary of Expenditures

Summary of 2010/2011 Diamond Driling Expenses

Invoice No.	From Date	To Date	Work Performed (Drilling)	Associated Costs	Transportation Costs	Food and Lodging Costs	Subtotal 1	Handling 10%	Subtotal 2	HST 13%	Total
16322	19-Nov-10	24-Nov-10	\$ 37,598.00	\$ 34,515.00			\$ 72,113.00	\$ 2,851.50	\$ 74,964.50	\$ 9,745.39	\$ 84,709.89
16323	26-Nov-10	29-Nov-10		\$ 530.00	\$ 9,405.00		\$ 9,935.00	\$ 993.50	\$ 10,928.50	\$ 1,420.71	\$ 12,349.21
16324	29-Nov-10	18-Dec-10		\$ 8,978.33			\$ 8,978.33	\$ 897.83	\$ 9,876.16	\$ 1,283.90	\$ 11,160.06
16410	1-Dec-10	5-Dec-10	\$ 50,115.24				\$ 50,115.24	\$ 1,203.00	\$ 51,318.24	\$ 6,671.37	\$ 57,989.61
16411	5-Dec-10	8-Dec-10	\$ 53,420.60				\$ 53,420.60	\$ 945.00	\$ 54,365.60	\$ 7,067.53	\$ 61,433.13
16412	9-Dec-10	12-Dec-10	\$ 43,390.35				\$ 43,390.35	\$ 1,235.10	\$ 44,625.45	\$ 5,801.31	\$ 50,426.76
16413	28-Nov-10	18-Dec-10	\$ 8,335.00	\$ 3,000.00	\$ 5,303.11	\$ 23,841.02	\$ 40,479.13	\$ 3,695.91	\$ 44,175.04	\$ 5,742.76	\$ 49,917.80
16585	7-Feb-11	14-Feb-11	\$ 51,158.20	\$ 10,198.00	\$ 219.03		\$ 61,575.23	\$ 1,682.90	\$ 63,258.13	\$ 8,223.56	\$ 71,481.69
16586	14-Feb-11	27-Feb-11	\$ 2,590.00	\$ 5,040.00	\$ 4,573.65		\$ 12,203.65	\$ 1,158.37	\$ 13,362.02	\$ 1,737.06	\$ 15,099.08
16587	20-Feb-11	24-Feb-11	\$ 37,362.00	\$ 9,750.00			\$ 47,112.00	\$ 975.00	\$ 48,087.00	\$ 6,251.31	\$ 54,338.31
16588	25-Feb-11	28-Feb-11	\$ 38,885.60	\$ 9,390.00	\$ 2,189.49	\$ 12,047.11	\$ 62,512.20	\$ 2,460.66	\$ 64,972.86	\$ 8,446.47	\$ 73,419.33
16680	1-Mar-11	5-Mar-11		\$ 1,250.00	\$ 2,324.09		\$ 3,574.09	\$ 357.41	\$ 3,931.50	\$ 511.09	\$ 4,442.59
	25-Feb-11	7-Mar-11			\$ 2,305.76					\$ 302.13	\$ 2,626.22
			<u>\$ 322,854.99</u>	<u>\$ 82,651.33</u>	<u>\$ 26,320.13</u>	<u>\$ 35,888.13</u>					<u>\$ 549,393.67</u>

Total Drilling Expenses (not including HST or Handing Fee) \$ 467,714.58

Analytical Costs \$ 27,072.00

Total Expenditures \$ 494,786.58

Cost / meter of drilling \$ 100.11

Cost / meter of drilling with all costs \$ 145.03

ALL IN with analytical costs / meter \$ 153.42

APPENDIX F

Proof of Beneficial Interest

Option Agreement

Between

Mainstream Minerals Corp.

And

Perry English

Hazard Lake / Northgate Property

**Option Agreement
Between**

Mainstream Minerals Corporation
900 – 400 St Mary Avenue
Winnipeg, Manitoba, R3C 4K5

Michael Romanik, President & Chief Executive Officer

And

Perry English, on behalf of Rubicon Minerals Corporation,
Souris, Manitoba

October 26th, 2009

This document is the **Option Agreement** (the "Agreement") between Mainstream Minerals Corporation ("Mainstream Minerals" or the "Company") and Perry English, on behalf of Rubicon Minerals Corporation ("English" or the "Vendor"), regarding the claims commonly known as **North Gate** in the Township of **MCHL LAKE**, Red Lake Mining Division of Ontario with details as to the claim numbers, number of units and approximate number of acres are described in **Schedule A** attached herewith.

Under the terms of the Agreement, Mainstream Minerals can earn a 100% interest by completing payments to the Vendor as follows:

On signing of this Agreement	\$8,000.00
1 st Anniversary of the Agreement	\$12,000.00
2 nd Anniversary of the Agreement	\$16,000.00
3 rd Anniversary of the Agreement	\$25,000.00
4 th and final Anniversary of the Agreement	\$35,000.00

In addition to the cash payment schedule outlined above, Mainstream Minerals shall issue to the Vendor, shares in the Company as follows:

On signing of this Agreement	100,000 Common Shares
1 st Anniversary of the Agreement	50,000 Common Shares
2 nd Anniversary of the Agreement	50,000 Common Shares

The Vendor understands that the issued shares shall be subject to hold periods as required by the applicable policies of the TSX Venture Exchange Inc and securities laws.

The Vendor will retain a 1.5 % Net Smelter Return (the "NSR") interest in the Property. *.75%*
*BE PURCHASED FOR \$750,000.**

Failure by Mainstream Minerals to make any payment within 30 days of a written notice of demand from the Vendor, this agreement shall be deemed terminated.

*PE. MR
MAY*

While this agreement is in effect, and if applicable, Mainstream Minerals shall be responsible for paying all taxes on these claims, if patented, in a timely manner.

Mainstream Minerals agrees to abide by all environmental laws during the term of this agreement.

The Vendor will supply Mainstream Minerals with copies of all assay results obtained for work performed to date by the Vendor, if any, on the property plus any geological reports, if available.

In turn, Mainstream Minerals will provide to the Vendor with copies of all geological reports, data, assays and maps from any exploration and development work done by the Company on the property.


As and when required, Mainstream Minerals will consult with all First Nations governments or groups, if any, in the area.

Mainstream Minerals agrees to leave the claims in good standing for a period of one (1) year if the Company decides to terminate the Agreement.

This Agreement represents the entire agreement between the Vendor and Mainstream Minerals, made effective as at the date indicated below.


If you are in full agreement with the terms and conditions of the Agreement, please sign and return by November 1st, 2009.

For Mainstream Minerals Corporation



Michael Romanik
President & Chief Executive Officer

Dated this 28 day of October 2009 (effective date of the Agreement)



Perry English, on behalf of Rubicon Minerals Corporation
(The Vendor)

Schedule A

The following _____ Claim Numbers, totaling _____ Units for approximately _____ Acres, comprise this **North Gate Option Agreement** of October 26th, 2009.

<u>Claim Numbers</u>	<u>Number of Units</u>	<u>Approximate number of acres</u>
4241771	5 Units	_____ acres
4241772	13 Units	_____ acres
4224149	6 Units	_____ acres

Perry English, on behalf of Rubicon Minerals Corporation
(The Vendor)

APPENDIX G

Summary of Tenure Status

APPENDIX H
Parcel Abstracts

Mining Claim Abstract

[Main Menu](#) | [Back](#) |

RED LAKE - Division 20		Claim No: KRL 4259606		Status: ACTIVE
Due Date:	2012-Nov-12	Recorded:	2010-Nov-12	
Work Required:	\$ 6,400	Staked:	2010-Oct-23 14:20	
Total Work:	\$ 0	Township/Area:	EARNGEY (G-1901)	
Total Reserve:	\$ 0	Lot Description:		
Present Work Assignment:	\$ 0	Claim Units:	16	
Claim Bank:	\$ 0			

Claim Holders

Recorded Holder(s) Percentage	Client Number
MAINSTREAM MINERALS CORPORATION (100.00 %)	405085

Transaction Listing

Type	Date	Applied	Description	Performed	Number
STAKER	2010-Nov-12		RECORDED BY HICKMAN, CLIFFORD NEIL (E34118)		R1020.03749
STAKER	2010-Nov-12		HICKMAN, CLIFFORD NEIL (303040) RECORDS 100.00 % IN THE NAME OF MAINSTREAM MINERALS CORPORATION (405085)		R1020.03750

Claim Reservations

- 01 400' surface rights reservation around all lakes and rivers
- 02 Sand and gravel reserved
- 03 Peat reserved
- 04 Other reservations under the Mining Act may apply
- 05 Including land under water
- 06 Excluding road
- 13 Excluding Hydro right of way

Mining Claim Abstract

[Main Menu](#) | [Back](#) |

RED LAKE - Division 20		Claim No: KRL 4259605		Status: ACTIVE
Due Date:	2012-Nov-12	Recorded:	2010-Nov-12	
Work Required:	\$ 4,800	Staked:	2010-Oct-22 15:15	
Total Work:	\$ 0	Township/Area:	EARNGEY (G-1901)	
Total Reserve:	\$ 0	Lot Description:		
Present Work Assignment:	\$ 0	Claim Units:	12	
Claim Bank:	\$ 0			

Claim Holders

Recorded Holder(s) Percentage	Client Number
MAINSTREAM MINERALS CORPORATION (100.00 %)	405085

Transaction Listing

Type	Date	Applied	Description	Performed	Number
STAKER	2010-Nov-12		RECORDED BY HICKMAN, CLIFFORD NEIL (E34118)		R1020.03749
STAKER	2010-Nov-12		HICKMAN, CLIFFORD NEIL (303040) RECORDS 100.00 % IN THE NAME OF MAINSTREAM MINERALS CORPORATION (405085)		R1020.03750

Claim Reservations

- 01 400' surface rights reservation around all lakes and rivers
- 02 Sand and gravel reserved
- 03 Peat reserved
- 04 Other reservations under the Mining Act may apply
- 05 Including land under water
- 06 Excluding road
- 13 Excluding Hydro right of way

Mining Claim Abstract

[Main Menu](#) | [Back](#) |

RED LAKE - Division 20		Claim No: KRL 4259604		Status: ACTIVE
Due Date:	2012-Nov-12	Recorded:	2010-Nov-12	
Work Required:	\$ 3,200	Staked:	2010-Oct-23 15:30	
Total Work:	\$ 0	Township/Area:	AGNEW (G-3738)	
Total Reserve:	\$ 0	Lot Description:		
Present Work Assignment:	\$ 0	Claim Units:	8	
Claim Bank:	\$ 0			

Claim Holders

Recorded Holder(s) Percentage	Client Number
MAINSTREAM MINERALS CORPORATION (100.00 %)	405085

Transaction Listing

Type	Date	Applied	Description	Performed	Number
STAKER	2010-Nov-12		RECORDED BY HICKMAN, CLIFFORD NEIL (E34118)		R1020.03749
STAKER	2010-Nov-12		HICKMAN, CLIFFORD NEIL (303040) RECORDS 100.00 % IN THE NAME OF MAINSTREAM MINERALS CORPORATION (405085)		R1020.03750

Claim Reservations

- 01 400' surface rights reservation around all lakes and rivers
- 02 Sand and gravel reserved
- 03 Peat reserved
- 04 Other reservations under the Mining Act may apply
- 05 Including land under water
- 06 Excluding road

Mining Claim Abstract

[Main Menu](#) | [Back](#) |

RED LAKE - Division 20		Claim No: KRL 4259603		Status: ACTIVE
Due Date:	2012-Nov-12	Recorded:	2010-Nov-12	
Work Required:	\$ 800	Staked:	2010-Oct-21 14:30	
Total Work:	\$ 0	Township/Area:	EARNGEY (G-1901)	
Total Reserve:	\$ 0	Lot Description:		
Present Work Assignment:	\$ 0	Claim Units:	2	
Claim Bank:	\$ 0			

Claim Holders

Recorded Holder(s) Percentage	Client Number
MAINSTREAM MINERALS CORPORATION (100.00 %)	405085

Transaction Listing

Type	Date	Applied	Description	Performed	Number
STAKER	2010-Nov-12		HEILMAN, ROBERT JOHN (300872) RECORDS 100.00 % IN THE NAME OF MAINSTREAM MINERALS CORPORATION (405085)		R1020.03753
STAKER	2010-Nov-12		RECORDED BY HEILMAN, ROBERT JOHN (E33836)		R1020.03752

Claim Reservations

- 01 400' surface rights reservation around all lakes and rivers
- 02 Sand and gravel reserved
- 03 Peat reserved
- 04 Other reservations under the Mining Act may apply
- 05 Including land under water

Mining Claim Abstract
[Main Menu](#) | [Back](#) |

RED LAKE - Division 20		Claim No: KRL 4259602		Status: ACTIVE
Due Date:	2012-Nov-12	Recorded:	2010-Nov-12	
Work Required:	\$ 800	Staked:	2010-Oct-21 14:00	
Total Work:	\$ 0	Township/Area:	AGNEW (G-3738)	
Total Reserve:	\$ 0	Lot Description:		
Present Work Assignment:	\$ 0	Claim Units:	2	
Claim Bank:	\$ 0			

Claim Holders

Recorded Holder(s) Percentage	Client Number
MAINSTREAM MINERALS CORPORATION (100.00 %)	405085

Transaction Listing

Type	Date	Applied	Description	Performed	Number
STAKER	2010-Nov-12		HEILMAN, ROBERT JOHN (300872) RECORDS 100.00 % IN THE NAME OF MAINSTREAM MINERALS CORPORATION (405085)		R1020.03753
STAKER	2010-Nov-12		RECORDED BY HEILMAN, ROBERT JOHN (E33836)		R1020.03752

Claim Reservations

- 01 400' surface rights reservation around all lakes and rivers
- 02 Sand and gravel reserved
- 03 Peat reserved
- 04 Other reservations under the Mining Act may apply
- 05 Including land under water
- 06 Excluding road
- 09 Part mining rights only
- 18 Excluding buildings
- 19 Excluding patent

Mining Claim Abstract

[Main Menu](#) | [Back](#)

RED LAKE - Division 20		Claim No: KRL 4217356		Status: ACTIVE
Due Date:	2011-Dec-29	Recorded:	2009-Oct-29	
Work Required:	\$ 6,400	Staked:	2009-Oct-24 14:00	
Total Work:	\$ 0	Township/Area:	AGNEW (G-3738)	
Total Reserve:	\$ 0	Lot Description:		
Present Work Assignment:	\$ 0	Claim Units:	16	
Claim Bank:	\$ 0			

Claim Holders

Recorded Holder(s) Percentage	Client Number
MAINSTREAM MINERALS CORPORATION (100.00 %)	405085

Transaction Listing

Type	Date	Applied	Description	Performed	Number
STAKER	2009-Oct-29		RECORDED BY DAIGLE, RICHARD JOHN (M25935)		R0920.03505
MISC	2010-Nov-01		TOWNSHIP/AREA NAME CHANGED FROM UCHI LAKE AREA		M1020.00317
TRAN	2011-Sep-08		DAIGLE, RICHARD JOHN (123716) TRANSFERS 100.00 % TO MAINSTREAM MINERALS CORPORATION (405085)		T1120.00372
ORDER	2011-Oct-26		MINISTER'S ORDER EXTENDS TIME UNTIL AND INCLUDING 2011-DEC-29 FOR WORK AND FILING THEREOF		O1120.00362

Claim Reservations

- 01 400' surface rights reservation around all lakes and rivers
- 02 Sand and gravel reserved
- 03 Peat reserved
- 04 Other reservations under the Mining Act may apply
- 05 Including land under water

Mining Claim Abstract

[Main Menu](#) | [Back](#)

RED LAKE - Division 20		Claim No: KRL 4217355		Status: ACTIVE
Due Date:	2011-Dec-29	Recorded:	2009-Oct-29	
Work Required:	\$ 2,400	Staked:	2009-Oct-24 16:20	
Total Work:	\$ 0	Township/Area:	AGNEW (G-3738)	
Total Reserve:	\$ 0	Lot Description:		
Present Work Assignment:	\$ 0	Claim Units:	6	
Claim Bank:	\$ 0			

Claim Holders

Recorded Holder(s) Percentage	Client Number
MAINSTREAM MINERALS CORPORATION (100.00 %)	405085

Transaction Listing

Type	Date	Applied	Description	Performed	Number
STAKER	2009-Oct-29		RECORDED BY DAIGLE, RICHARD JOHN (M25935)		R0920.03505
MISC	2010-Nov-01		TOWNSHIP/AREA NAME CHANGED FROM UCHI LAKE AREA		M1020.00317
TRAN	2011-Sep-08		DAIGLE, RICHARD JOHN (123716) TRANSFERS 100.00 % TO MAINSTREAM MINERALS CORPORATION (405085)		T1120.00372
ORDER	2011-Oct-26		MINISTER'S ORDER EXTENDS TIME UNTIL AND INCLUDING 2011-DEC-29 FOR WORK AND FILING THEREOF		O1120.00362

Claim Reservations

- 01 400' surface rights reservation around all lakes and rivers
- 02 Sand and gravel reserved
- 03 Peat reserved
- 04 Other reservations under the Mining Act may apply
- 05 Including land under water

Mining Claim Abstract

[Main Menu](#) | [Back](#) |

RED LAKE - Division 20		Claim No: KRL 4217354		Status: ACTIVE
Due Date:	2011-Dec-29	Recorded:	2009-Oct-29	
Work Required:	\$ 800	Staked:	2009-Oct-23 15:00	
Total Work:	\$ 0	Township/Area:	EARNGEY (G-1901)	
Total Reserve:	\$ 0	Lot Description:		
Present Work Assignment:	\$ 0	Claim Units:	2	
Claim Bank:	\$ 0			

Claim Holders

Recorded Holder(s) Percentage	Client Number
MAINSTREAM MINERALS CORPORATION (100.00 %)	405085

Transaction Listing

Type	Date	Applied	Description	Performed	Number
STAKER	2009-Oct-29		RECORDED BY DAIGLE, RICHARD JOHN (M25935)		R0920.03479
ORDER	2009-Nov-04		APPLICATION TO RECORD ACCEPTED AS 'FILED ONLY'		D0920.00675
ORDER	2009-Dec-10		RECORDER RECORDS FILED ONLY APPLICATION FIRST RECEIVED 2009-OCT-29		D0920.00658
TRAN	2011-Sep-08		DAIGLE, RICHARD JOHN (123716) TRANSFERS 100.00 % TO MAINSTREAM MINERALS CORPORATION (405085)		T1120.00372
ORDER	2011-Oct-26		MINISTER'S ORDER EXTENDS TIME UNTIL AND INCLUDING 2011-DEC-29 FOR WORK AND FILING THEREOF		O1120.00362

Claim Reservations

- 01 400' surface rights reservation around all lakes and rivers
- 02 Sand and gravel reserved
- 03 Peat reserved
- 04 Other reservations under the Mining Act may apply
- 05 Including land under water
- 17 Excluding patented island

Mining Claim Abstract

[Main Menu](#) | [Back](#) |

RED LAKE - Division 20		Claim No: KRL 4217353		Status: ACTIVE
Due Date:	2011-Dec-29	Recorded:	2009-Oct-29	
Work Required:	\$ 400	Staked:	2009-Oct-23 16:02	
Total Work:	\$ 0	Township/Area:	EARNGEY (G-1901)	
Total Reserve:	\$ 0	Lot Description:		
Present Work Assignment:	\$ 0	Claim Units:	1	
Claim Bank:	\$ 0			

Claim Holders

Recorded Holder(s) Percentage	Client Number
MAINSTREAM MINERALS CORPORATION (100.00 %)	405085

Transaction Listing

Type	Date	Applied	Description	Performed	Number
STAKER	2009-Oct-29		RECORDED BY DAIGLE, RICHARD JOHN (M25935)		R0920.03479
ORDER	2009-Nov-04		APPLICATION TO RECORD ACCEPTED AS 'FILED ONLY'		D0920.00675
ORDER	2009-Dec-10		RECORDER RECORDS FILED ONLY APPLICATION FIRST RECEIVED 2009-OCT-29		D0920.00658
TRAN	2011-Sep-08		DAIGLE, RICHARD JOHN (123716) TRANSFERS 100.00 % TO MAINSTREAM MINERALS CORPORATION (405085)		T1120.00372
ORDER	2011-Oct-26		MINISTER'S ORDER EXTENDS TIME UNTIL AND INCLUDING 2011-DEC-29 FOR WORK AND FILING THEREOF		O1120.00362

Claim Reservations

- 01 400' surface rights reservation around all lakes and rivers
- 02 Sand and gravel reserved
- 03 Peat reserved
- 04 Other reservations under the Mining Act may apply
- 05 Including land under water
- 17 Excluding patented island

Mining Claim Abstract

[Main Menu](#) | [Back](#)

RED LAKE - Division 20		Claim No: KRL 4217352		Status: ACTIVE
Due Date:	2011-Dec-29	Recorded:	2009-Oct-29	
Work Required:	\$ 800	Staked:	2009-Oct-23 14:00	
Total Work:	\$ 0	Township/Area:	EARNGEY (G-1901)	
Total Reserve:	\$ 0	Lot Description:		
Present Work Assignment:	\$ 0	Claim Units:	2	
Claim Bank:	\$ 0			

Claim Holders

Recorded Holder(s) Percentage	Client Number
MAINSTREAM MINERALS CORPORATION (100.00 %)	405085

Transaction Listing

Type	Date	Applied	Description	Performed	Number
STAKER	2009-Oct-29		RECORDED BY DAIGLE, RICHARD JOHN (M25935)		R0920.03479
TRAN	2011-Sep-08		DAIGLE, RICHARD JOHN (123716) TRANSFERS 100.00 % TO MAINSTREAM MINERALS CORPORATION (405085)		T1120.00372
ORDER	2011-Oct-26		MINISTER'S ORDER EXTENDS TIME UNTIL AND INCLUDING 2011-DEC-29 FOR WORK AND FILING THEREOF		O1120.00362

Claim Reservations

- 01 400' surface rights reservation around all lakes and rivers
- 02 Sand and gravel reserved
- 03 Peat reserved
- 04 Other reservations under the Mining Act may apply
- 05 Including land under water
- 17 Excluding patented island

Mining Claim Abstract

[Main Menu](#) | [Back](#)

RED LAKE - Division 20		Claim No: KRL 4217350		Status: ACTIVE
Due Date:	2011-Dec-29	Recorded:	2009-Oct-29	
Work Required:	\$ 400	Staked:	2009-Oct-23 10:52	
Total Work:	\$ 0	Township/Area:	EARNGEY (G-1901)	
Total Reserve:	\$ 0	Lot Description:		
Present Work Assignment:	\$ 0	Claim Units:	1	
Claim Bank:	\$ 0			

Claim Holders

Recorded Holder(s) Percentage	Client Number
MAINSTREAM MINERALS CORPORATION (100.00 %)	405085

Transaction Listing

Type	Date	Applied	Description	Performed	Number
STAKER	2009-Oct-29		RECORDED BY DAIGLE, RICHARD JOHN (M25935)		R0920.03479
ORDER	2009-Nov-04		APPLICATION TO RECORD ACCEPTED AS 'FILED ONLY'		D0920.00675
ORDER	2009-Dec-10		RECORDER RECORDS FILED ONLY APPLICATION FIRST RECEIVED 2009-OCT-29		D0920.00658
TRAN	2011-Sep-08		DAIGLE, RICHARD JOHN (123716) TRANSFERS 100.00 % TO MAINSTREAM MINERALS CORPORATION (405085)		T1120.00372
ORDER	2011-Oct-26		MINISTER'S ORDER EXTENDS TIME UNTIL AND INCLUDING 2011-DEC-29 FOR WORK AND FILING THEREOF		O1120.00362

Claim Reservations

01 400' surface rights reservation around all lakes and rivers

02 Sand and gravel reserved

03 Peat reserved

04 Other reservations under the Mining Act may apply

05 Including land under water

Mining Claim Abstract
[Main Menu](#) | [Back](#) |

RED LAKE - Division 20		Claim No: KRL 4241772		Status: ACTIVE
Due Date:	2011-Dec-29	Recorded:	2009-Oct-27	
Work Required:	\$ 5,200	Staked:	2009-Oct-14 15:36	
Total Work:	\$ 0	Township/Area:	EARNGEY (G-1901)	
Total Reserve:	\$ 0	Lot Description:		
Present Work Assignment:	\$ 0	Claim Units:	13	
Claim Bank:	\$ 0			

Claim Holders

Recorded Holder(s) Percentage	Client Number
ENGLISH, PERRY VERN (100.00 %)	129617

Transaction Listing

Type	Date	Applied	Description	Performed	Number
STAKER	2009-Oct-27		RECORDED BY BUCKNER, JAMES BRUCE (P13128)		R0920.03514
STAKER	2009-Oct-27		BUCKNER, JAMES BRUCE (113283) RECORDS 100.00 % IN THE NAME OF ENGLISH, PERRY VERN (129617)		R0920.03515
MISC	2010-Nov-01		TOWNSHIP/AREA NAME CHANGED FROM UCHI LAKE AREA		M1020.00317
ORDER	2011-Oct-26		MINISTER'S ORDER EXTENDS TIME UNTIL AND INCLUDING 2011-DEC-29 FOR WORK AND FILING THEREOF		O1120.00362

Claim Reservations

- 01 400' surface rights reservation around all lakes and rivers
- 02 Sand and gravel reserved
- 03 Peat reserved
- 04 Other reservations under the Mining Act may apply
- 05 Including land under water

Mining Claim Abstract

[Main Menu](#) | [Back](#)

RED LAKE - Division 20		Claim No: KRL 4241771		Status: ACTIVE
Due Date:	2011-Dec-29	Recorded:	2009-Oct-27	
Work Required:	\$ 2,000	Staked:	2009-Oct-14 12:42	
Total Work:	\$ 0	Township/Area:	EARNGEY (G-1901)	
Total Reserve:	\$ 0	Lot Description:		
Present Work Assignment:	\$ 0	Claim Units:	5	
Claim Bank:	\$ 0			

Claim Holders

Recorded Holder(s) Percentage	Client Number
ENGLISH, PERRY VERN (100.00 %)	129617

Transaction Listing

Type	Date	Applied	Description	Performed	Number
STAKER	2009-Oct-27		RECORDED BY BUCKNER, JAMES BRUCE (P13128)		R0920.03514
STAKER	2009-Oct-27		BUCKNER, JAMES BRUCE (113283) RECORDS 100.00 % IN THE NAME OF ENGLISH, PERRY VERN (129617)		R0920.03515
MISC	2010-Nov-01		TOWNSHIP/AREA NAME CHANGED FROM UCHI LAKE AREA		M1020.00317
ORDER	2011-Oct-26		MINISTER'S ORDER EXTENDS TIME UNTIL AND INCLUDING 2011-DEC-29 FOR WORK AND FILING THEREOF		O1120.00362

Claim Reservations

- 01 400' surface rights reservation around all lakes and rivers
- 02 Sand and gravel reserved
- 03 Peat reserved
- 04 Other reservations under the Mining Act may apply
- 05 Including land under water

Mining Claim Abstract
[Main Menu](#) | [Back](#)

RED LAKE - Division 20		Claim No: KRL 4224149		Status: ACTIVE
Due Date:	2011-Dec-29	Recorded:	2009-Oct-27	
Work Required:	\$ 2,400	Staked:	2009-Sep-28 14:54	
Total Work:	\$ 0	Township/Area:	EARNGEY (G-1901)	
Total Reserve:	\$ 0	Lot Description:		
Present Work Assignment:	\$ 0	Claim Units:	6	
Claim Bank:	\$ 0			

Claim Holders

Recorded Holder(s) Percentage	Client Number
ENGLISH, PERRY VERN (100.00 %)	129617

Transaction Listing

Type	Date	Applied	Description	Performed	Number
STAKER	2009-Oct-27		RECORDED BY BUCKNER, JAMES BRUCE (P13128)		R0920.03514
STAKER	2009-Oct-27		BUCKNER, JAMES BRUCE (113283) RECORDS 100.00 % IN THE NAME OF ENGLISH, PERRY VERN (129617)		R0920.03515
MISC	2010-Nov-01		TOWNSHIP/AREA NAME CHANGED FROM UCHI LAKE AREA		M1020.00317
ORDER	2011-Oct-26		MINISTER'S ORDER EXTENDS TIME UNTIL AND INCLUDING 2011-DEC-29 FOR WORK AND FILING THEREOF		O1120.00362

Claim Reservations

- 01 400' surface rights reservation around all lakes and rivers
- 02 Sand and gravel reserved
- 03 Peat reserved
- 04 Other reservations under the Mining Act may apply
- 05 Including land under water